

ISBN 978-81-986001-5-8

Emerging Trends in Plant Sciences

Dr. Sheetal A. Kalhapure
Dr. Priyanka A. Gaikwad
Mr. Shubham P. Thombare



OLYMPICK
PUBLISHER INDIA

<https://olympickpublisher.in/>

FEBRUARY
2026

Emerging Trends in Plant Sciences

Vol - I

2026

Sheetal Kalhapure · Priyanka Gaikwad

Shubham Thombare

Authors



Authors

Dr. Sheetal Anup Kalhapure

Assistant Professor, Department of Botany,
Waghire College of Arts, Commerce and Science, Saswad,
Tal. Purandar, Dist. Pune.

Dr. Priyanka Anil Gaikwad

Assistant Professor, Department of Botany,
Waghire College of Arts, Commerce and Science, Saswad,
Tal. Purandar, Dist. Pune.

Mr. Shubham Pradip Thombare

Assistant Professor, Department of Botany,
Waghire College of Arts, Commerce and Science, Saswad,
Tal. Purandar, Dist. Pune.

ISBN 978-81-986001-5-8 (Regd. February 2026)

<https://doi.org/10.5281/zenodo.18787597>

<https://olympickpublisher.in/>

✉ contact@olympickpublisher.in

Registered Address: Olympick Publisher India 201, Shitole Empire Building, New Sangvi, Haveli, Pune - 411027

© The Author(s) and Editor(s) (if applicable) hold an exclusive license from Olympick Publisher India. Any reproduction, distribution, or transmission of this publication in any form requires prior written authorization from the publisher except when brief quotations are used in academic research or critical reviews.

At publication time the publisher, authors and editors made every possible effort to provide information and advice in this book which is both accurate and current. The authors give no expressed or implied warranties about the material's completeness or correctness and they accept no responsibility for mistakes or missing information.

When disposing of this product, please ensure proper paper recycling.

Contents

Foundations of Modern Plant Science	<i>1 - 13</i>
Advances in Plant Molecular Biology and Genomics	<i>14 - 27</i>
Plant Biotechnology and Genetic Engineering	<i>28 - 40</i>
Plant Physiology under Changing Environmental Conditions	<i>41 - 55</i>
Innovations in Plant Ecology and Environmental Botany	<i>56 - 70</i>
Emerging Trends in Agricultural and Crop Sciences	<i>71 - 86</i>
Plant–Microbe Interactions and Phytomicrobiomes	<i>87 - 101</i>
Computational Biology, AI and Digital Tools in Plant Sciences	<i>102 - 116</i>
Future Prospects and Translational Plant Science	<i>117 - 132</i>
References	<i>133-139</i>

Foundations of Modern Plant Science

1.1 Scope and Evolution of Plant Sciences in the 21st Century

The science of plants in the 21st century has been changed radically and it has expanded well beyond the classical botany to include the molecular, computational, ecological and socio-economic aspects of vegetal life. Traditionally, the science of plants used to be concerned with taxonomy, morphology, and physiology, with the main target being the description of plant diversity and the simplest biological processes. Although these foundations still play a central role, modern plant science has evolved to solve intricate issues of the world like climate change, food security, loss in biodiversity and sustainable management of resources. The paradigm shift in the field of modern plant science is the transition to integrative, predictive, and solution-oriented research models that correlate the basic knowledge with the needs of society (Chen et al., 2024).

The incorporation of molecular biology and genomics in the field of plant sciences has been one of the most important evolutionary transformations. Recent development of DNA sequencing technologies has provided an opportunity to study plant genomes, transcriptomes, and epigenomes in depth and has uncovered the genetic foundation of growth, development, and stress responses. Genomic tools now with high resolution can enable the researcher to discover regulatory networks, functional genes and adaptive traits in a variety of plant species including crops and wild relatives. This molecular approach has broadened the area of plant science beyond organism-level observation into system-level insights that make interventions in breeding and biotechnology approaches that were once not possible (Kumar et al., 2024).

The other characteristic of the 21st-century plant science is its growing dependency on data-driven approaches. Spatial and temporal plant responses are recorded through high-throughput phenotyping, remote sensing, and sensor monitoring which result in massive data. The analysis of these data and the derivation of biologically significant patterns is now performed using computational instruments, such as artificial intelligence and machine learning. Consequently, the field of plant science has become a computationally

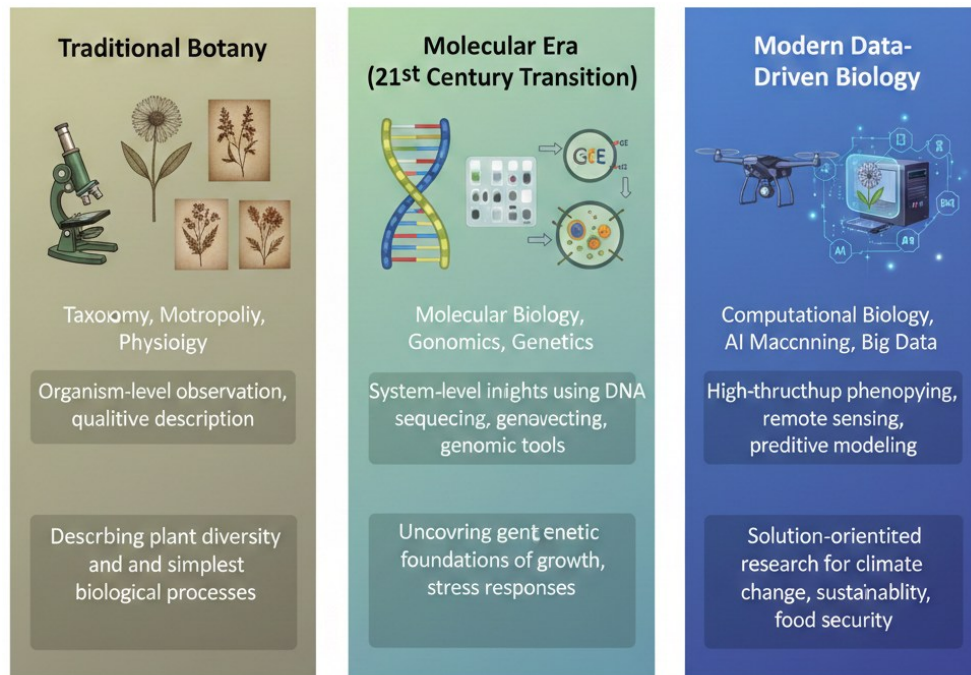
intensive industry in which digital literacy and quantitative literacy are fundamental to research and innovation (Zhao et al., 2023).

Plant sciences have similarly broadened their fields to take into account powerful ecological and environmental outlooks. Plants are no longer characterized as inert parts of an ecosystem which control carbon fixation, water cycling, soil condition, and atmospheric functions. Knowledge of how plants react to environmental stressors like drought, heat, and pollution is important in determining the aspects of ecosystem resilience in the face of climatic change. Plant science, accordingly, is becoming more and more an overlapping area of concern with climate science, conservation biology, and environmental policy, underpinning its role in global sustainability agendas (FAO, 2022).

The practical aspects of plant science have also become eminent. Translational research helps in gap between what is discovered in the laboratory and implemented in the agricultural and industrial sectors to ensure that discoveries in science are transferred to ameliorate crops, sustainable farming, and bio-based industries. Examples of how plant science innovations are being converted into real societal benefits are genome-edited crops, biofortified varieties and plant-derived pharmaceuticals. This practice-based development is indicative of an even more panoptic view that plant research must produce solutions to practical problems but remain ecologically intact.

There has also been development of education and capacity building as scientific development. The current education of plant science focuses on interdisciplinary science that involves biology and data science, engineering, and social sciences. This development will equip the future plant scientists to work in teams and handle multi-scale, multifaceted problems. Open research efforts and networked projects on the global scale increase the scope of plant science through the exchange of the data and international cooperation.

To conclude, the magnitude and development of plant sciences in the 21st century are characterized by the shift towards the isolated and descriptive research to an integrative, technology-enabled, and impact-driven one. Through the integrated knowledge of the molecule, computing, ecological science, and practical innovation, modern plant science is at the forefront in solving global issues regarding sustainability, climate sustainability, and human health.



Key Drivers of the Paradigm Shift

Figure 1. Evolution of Plant Sciences from Classical Botany to Data-Driven Biology

1.2 Interdisciplinary Character of Modern Botany

In its modern form, botany is interdisciplinary by nature, and it incorporates and provides contributions to various sciences, technologies, and other social sciences. Modern plant science is based on the interface of biology, chemistry, physics, data science, engineering, environmental studies and socio-economics, unlike traditional botany, which was more concerned with plant classification and structure. This cross-disciplinary interaction is guided by the complexity of the plant community and the compound challenges that plants are likely expected to solve as the global change takes place (Washburn et al., 2020).

At the biological fundamental level, botany combines molecular biology, genetics, and biochemistry to comprehend the inner-workings of plants in terms of growth, metabolism and adaptation. Biochemical and molecular methods are essential in the regulation of genes, signal transduction and analysis of the metabolic pathways, whereas evolutionary biology is used in offering the theoretical basis to understand genetic diversity and adaptation. These biologic insights are now being coupled with quantitative approaches in order to transcend qualitative descriptions to predictive knowledge.

Modern botany heavily depends on chemistry by studying the metabolites and nutrient dynamics of plants, and chemical signaling. Pharmaceuticals, nutraceuticals, and industrial compounds are based on plant secondary metabolites and the connection between botany and medicinal chemistry, as well as industrial biotechnology. The chemical aspect of the interactions between plants and the environment is represented by soil chemistry and plant nutrition research, which involve botanical studies in association with agricultural sciences, environmental chemistry, and sustainability research.

Physics and engineering are used in biophysical modeling, imaging technologies, and instrumentation. The study of photosynthesis, such as that, is based on the principles of thermodynamics and quantum mechanics to explain the capture and conversion of energy. Engineering disciplines to measure plant traits accurately over a range of scales produce such products as imaging systems, sensor networks, and automation platforms used in high-throughput phenotyping. These instruments enable botanists to examine dynamic activities like development, transpiration, and stress reaction as it has never been examined previously.

Modern botany has been made possible by the use of data science and computational disciplines. Genomics, phenomics, and remote sensing to produce large-scale datasets demand sophisticated statistical analysis, machine learning and modeling. Computational botany allows combining multi-level information and makes it possible to interpret plant behavior at the systems level. It has become necessary to have collaboration between botanists and data scientists in controlling the complexity and finding actionable knowledge in massive information streams (Zhao et al., 2023).

Interdisciplinary activity is also enlarged through ecology and environmental sciences, which place plants into the contexts of ecosystems and landscapes. The interaction of plants with microbes, animals and abiotic factors has an effect on the ecosystem services, which include carbon sequestration, water regulation and maintenance of biodiversity. These interactions can only be understood through ecological theory, climate modeling and landscape analysis, which validates the cross-disciplinary approach.

Contemporary botany also overlaps social sciences and policy studies, especially as a part of sustainable agriculture and conservation. Plant science innovations are adopted based on socio-economic status, culture, regulations, as well as ethical implications. The

incorporation of social views will make scientific resolutions pragmatic, just, and responsive to societal demands.

On the whole, the complexity of the plant systems and their fundamental role in combating global issues is manifested in the interdisciplinary character of modern botany. Modern plant science goes beyond the stereotypical borders and helps to grasp the whole picture and be innovative as it combines the knowledge and approaches of multiple sciences.

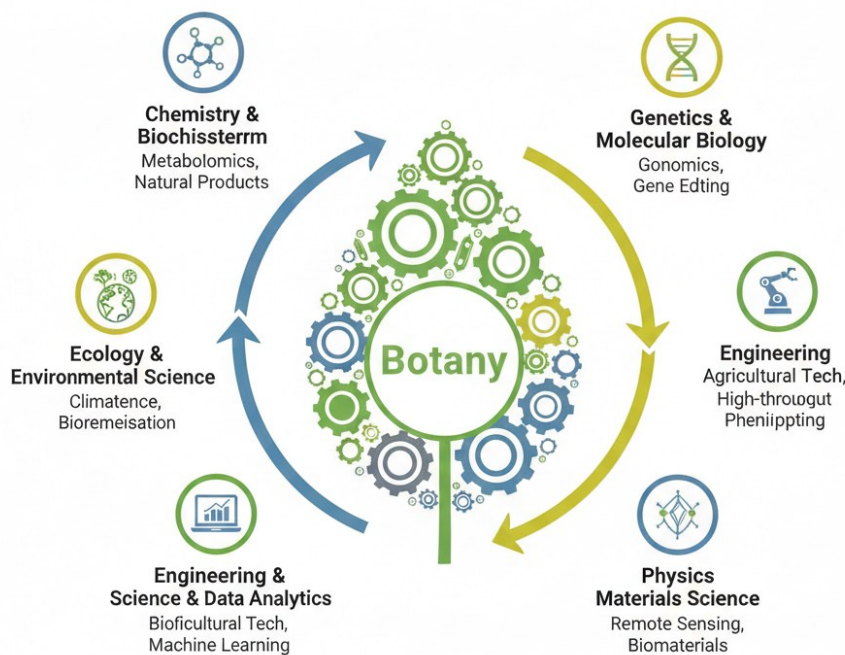


Figure 1. Interdisciplinary Linkages between Botany and Allied Scientific Domains

1.3 Plants and Global Sustainability and Climate Balance

Plants are a cornerstone to global sustainability and climate stability by controlling the most important processes in the Earth system that provide the support of life and human civilization. Plants uptake carbon dioxide in the atmosphere, through photosynthesis, and convert it into organic matter which underlies terrestrial food webs, constitutes a key sink of greenhouse gases. This sequestration activity makes plants the key factors in reducing climate change and stabilizing the atmosphere (IPCC, 2023).

The biomass and soils of terrestrial vegetation and forests contain large quantities of carbon, decreasing the level of carbon dioxide in the atmosphere. When properly

managed, grasslands, wetlands and agricultural systems are also important in storing carbon. Plant roots increase accumulation of organic matter in soil and plant litter contributes to stabilization of carbon in the soils in the long run. These mechanisms play a vital role in countering man-made emissions and keeping climate balanced especially when viewing the situation of growing fossil fuel consumption and changing the use of land (FAO, 2022).

In addition to the carbon cycling, plants control the hydrological cycle by affecting the evapotranspiration and rainfall distribution, as well as availability of water. Enhanced floods and droughts are reduced by forests and vegetation covers increasing the infiltration, decreasing the runoff and stabilizing the watersheds. The moisture that is released through plant canopies into the atmosphere (transpiration) is also used in the dynamics of precipitation around the world. Deforestation or other forms of land degradation interferes with these processes and increases climate extremes and jeopardizes human populations with water security.

Plants assist in supporting biodiversity and ecosystem resilience which are the necessary elements of sustainability. Multicultural plant communities offer animals, microorganisms, and pollinators their habitats and resources; and they maintain ecological networks that maintain the ecological ecosystem processes. Biodiversity increases resilience by enabling the ecosystem to adjust to disturbances in the form of climate variations, pests and diseases. Preservation and rehabilitation of plant diversity would thus be significant in preserving ecosystem services to sustain food production, climate control, and human wellbeing (UNEP, 2021).

Plants are also useful in agricultural settings and can be seen to provide sustainability in food and nutritional security. Plant productivity and plant resiliency are the core element of sustainable development since crop plants contribute most of the calories in the globe together with vital nutrients. Plant science has created climate-resilient crops that are less susceptible to drought, heat and salinity and have been used to stabilize food systems in the face of changing climatic conditions. Ecosystem services are further improved through sustainable crop management techniques like agro forestry and crop diversification that do not influence yields.

Sustainability is also provided by plants by means of renewable resources. Plant biomass can be used to provide renewable energy, bio-based products, and industrial feedstock to substitutes of products of fossil origin. When grown responsibly, bioenergy crops can provide routes to cut greenhouse gases as well as supplementing the rural economies. Equally, bioplastics and fibers made of plant materials are also useful in the concept of the circular economy, which reduces waste and environmental footprints.

The importance of plants in adapting to climatic conditions is taking shape. Urban green areas mitigate the effects of heat island, better air quality and improve human health in urban areas that are growing fast. Mangroves and seagrasses cover coastal areas and prevent coastal erosion and storms at the coastline as well as store large volumes of carbon. Such solutions which are nature based give significance to the multifunctional roles of plants in climate resilience and sustainability.

As a final remark, plants play a key role in ensuring the sustainability of the world and balance in the climate with their functions in carbon sequestration, regulation of water, biodiversity conservation, food security, and provision of renewable resource. Preservation, control, and augmenting of plant systems by means of informed plant science is thus needed to realize sustainable development and meet the challenge of the changing climate.

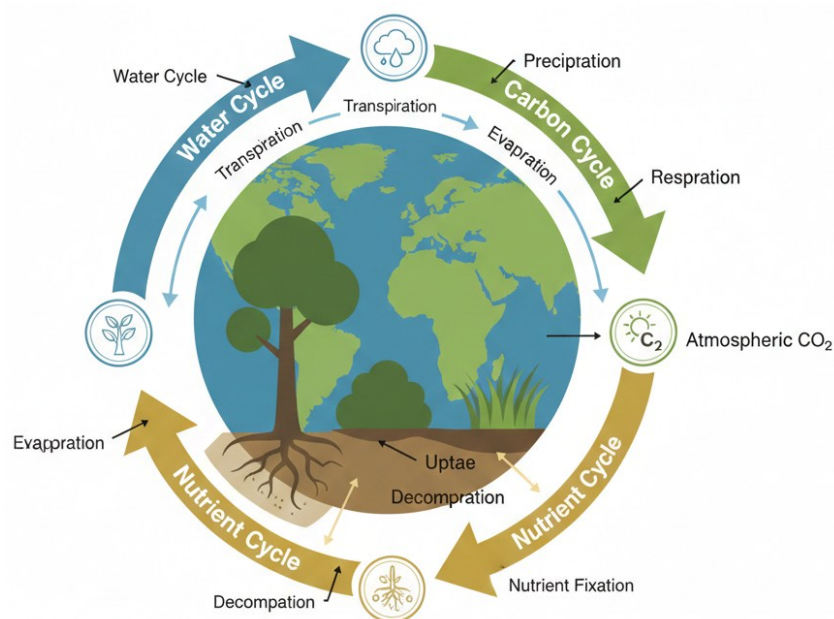


Figure 3. Role of Plants in Global Carbon, Water, and Nutrient Cycles

1.4 Change of technology in the research methods of plants

One of the most revolutionary influences in plant sciences in the last ten years has been the technological innovation that has transformed the research methodology formerly based on conventional observation to the quantitative and data-intensive paradigms. Over the past 5 years, high-throughput phenotyping has made it possible to observe plant growth, development, and response to stress levels with non-invasive imaging followed by computational analysis. The systems combine hardware, including hyperspectral imaging, thermal cameras, and LiDAR, and software platforms that can extract quantitative trait data of thousands of plants and measure complex phenotypes that previously could not be feasibly measured (Zhao et al., 2023). Simultaneous advancements in genomics technology, specifically low-cost whole-genome sequencing, pangenome assemblies, and long-read sequencing, have increased the scale of genetic variation research in a wide variety of plant species, offering a superior platform to conduct genetic association research both in natural populations and in breeding systems. These genomic assets have been highly associated with phenomic data using data-integration models that utilize machine learning to match genotypes with observed traits in different environmental contexts to expedite the discovery of candidate genes and predictive phenotype of performance (Kaur and Singh, 2024). The tools of genome editing like CRISPR/Cas systems have advanced beyond the knockouts to base editing and transcriptional modulation to enhance the accuracy of functional investigations and broaden the gene editing toolkit in enhancing traits with no need to cause large-scale genomic perturbations. This level of precision editing has been used to enhance stress tolerance, nutrient use efficiency, and disease resistance in model and crop species, which is a methodological change of classical breeding and random mutagenesis (McLaughlin, 2025). This trend is further demonstrated by the integration of spatial and single-cell transcriptomics in plant systems that provides cellular-resolution analyses of developmental and stress response programs that were previously only deduced using bulk tissue measurements. These techniques offer an insight into gene regulation in highly controlled cellular settings, which allow more detailed mechanics in complex traits. Simultaneously, the development of computational intelligence (artificial intelligence, deep learning, and similar technologies) enabled the researchers to process multi-dimensional plant data (genomic, phenomic, environmental) to the extent that traditional analysis schemes are strained, and predictive modeling of plant responses to changing

climates is being fortified and generalized. Nevertheless, this openness of different technologies also initiates new issues: data standardization, practices of FAIR data (findable, accessible, interoperable, and reusable) are recognized as some current problems that need to be considered to maximize the opportunities of modern methodologies in plant science (Zhao et al., 2023; McLaughlin, 2025; IPCC, 2023; FAO, 2022). Such concerns are themselves starting to become the subject of methodological studies, to make sure that the current rate of technological change is matched with rigor in the conduct of experiments and the interpretation schemes.

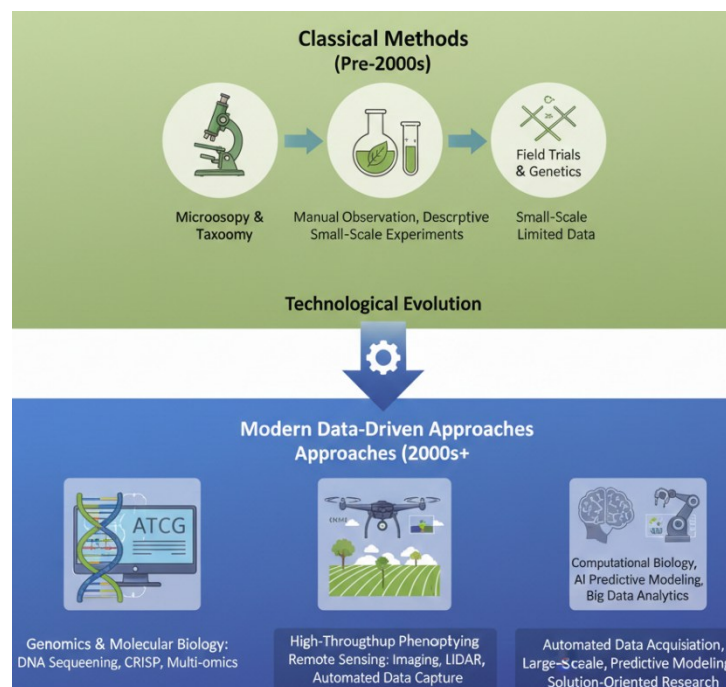


Figure 4. Technological Transformation in Plant Research Methodologies

1.5 Ethical, Environmental, and Societal Plant Research Aspects

The research of modern plants is associated with serious ethical and social issues that are not limited within the laboratory and affect the social trust in the research, in the policy of the research and in the environmental consequences. Developing potent technologies like CRISPR/Cas genome editing offers promise on crop enhancement and climate change adaptation, yet requires ethical consideration in terms of gene flow, biodiversity, and equity of access. According to many scholars, on the one hand, CRISPR-based interventions can be used to speed up stress-tolerant breeding; however, on the other hand, such interventions have to be balanced with concerns about unwanted environmental

impacts, intellectual property concentration, and community consent especially in the areas where traditional farming and local varieties of crops are the main concerns in terms of cultural identity and food sovereignty (Bashir et al., 2024). The developments of biosafety have been to meet these demands; the international rules now have a greater emphasis on risk assessment of gene-edited plants being case-by-case rather than blanket, which is an indication that the categorical approach has been taken away and this approach has given way to the functional assessment of new traits. Nevertheless, the regulatory environment differs greatly across areas, leading to research gaps and inequity in market access that determines the equity of global agricultural practices. Environmental factors are also in the focus because plant research is also related to climate change mitigation and ecosystem integrity. Sustainable intensification models, agroecological models and regenerative models all include plant science research, but necessitate long-term analysis of ecosystem effects, and not short-term measures of productivity.

Plant scientists are being requested to incorporate life-cycle assessments, land-use change processes and soil-microbiome interactions into experimental designs to protect ecosystem services including carbon sequestration, pollination, and water control. Researchers have stressed the importance of considering ecological feedbacks in a careful manner otherwise well-intended interventions will inevitably work against resilience in natural and agricultural systems. The societal aspects spread to the social communication and educational aspect: as modern plant science is characterized by new genomic tools, artificial intelligence applications, and multi-omics data, it is the ambiguity of these fields that complicate the current science communication approaches, and therefore, clear explanation and stakeholder involvement are essential to discuss the topic properly. Suspicion about genetic engineering and high-technology biotechnologies, which remains evident in most areas, is a result of scandals in history and unequal access to credible information; thus, plant scientists have a moral duty of developing a discussion that is respectful of divergent values and accurately reflecting the scientific data. Fair access to research, particularly of the indigenous and smallholder communities, also casts doubts on the process of sharing benefits, appreciation of traditional knowledge, and ethical sampling methods. Inclusive research collaborations through structures that respect and acknowledge local knowledge systems and maintain scientific rigor are becoming best practice. The ethical, environmental, and societal aspect of convergence

highlights the idea that the sphere of plant science is not isolated: it is firmly rooted in the context of politics, culture, and ecology, and its future lies in the ability to balance between innovation, governance, and community ethics through the framework of responsible dialogue (Bashir et al., 2024; FAO, 2022; Rhee, 2025).

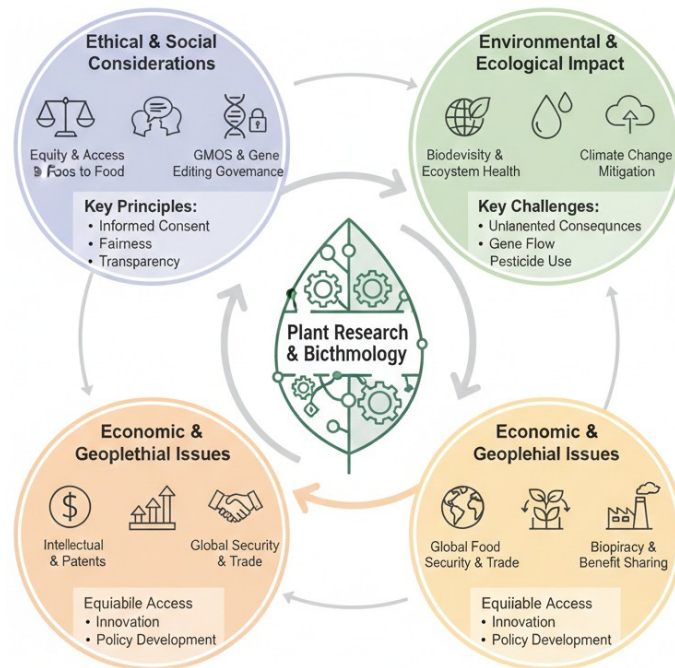


Figure 5. Ethical, Environmental, and Societal Interfaces of Plant Research

1.6 Future Perspectives and Problems of Plant Sciences

Both the unexplored opportunities and the complex challenges of the future of the plant sciences are related to the world priorities, including sustainability, food security, and climate resilience. A new frontier is the combination of multi-omics techniques - genomics, transcriptomics, proteomics, metabolomics, and phenomics - into more complex models that can be used to relate genotype to phenotype across different environmental conditions. Such integrative frameworks have the potential to provide promise in predictive agriculture, wherein models learned on a wide range of data can be used to inform decisions of genotype selection and management in real-time, reducing yield gaps and resource waste. Nevertheless, to achieve this promise, new breakthroughs in computational biology, data curation specifications, and cross-institutional cooperation, as well as the creation of tools with predictive power and interpretability to stakeholders (e.g. breeders and policymakers), will be needed. Plant science is facing its

most important test in the form of climate change which is arguably the most defining challenge of the twenty-first century.

Global food systems and plant biodiversity are under threat due to increasing temperatures, changing patterns of precipitation and frequency of extreme weather events which require research not only to determine adaptive characteristics to stress but also ecological processes at the population and community levels. Recent climate synthesis reports also focus on the fact that the response of plants to combined stressors, which include heat and drought, cannot be generalized due to single-factor investigations, and such research requires multifactorial experimental designs and long-term field trials that are more realistic (IPCC, 2023). Such activities will need long term investment, infrastructure and strong collaborations between the academic institutions, national agricultural research systems, and industry. Synthetic biology is another field of future development, in which engineering-based principles of design are used to assemble new genetic circuits, metabolic routes, and even synthetic plant genomes.

Advances in this direction can facilitate creation of species with greater carbon capture, nitrogen fixing or high value product generation. However, synthetic biology is also contributing to the number of ethical and regulatory concerns on containment, ecological footprint and acceptance to society, supporting the necessity of anticipatory governance systems. At the same time, plant sciences will have an opportunity to take advantage of further development of sensor technologies and the Internet of Things (IoT), when in-field sensors and autonomous platforms can provide high-resolution environmental and phenotypic data, which can be used in adaptive management systems of both crops and natural vegetation. Such digital agriculture tools will be important in integrating with decision support systems to serve the smallholder and commercial sectors, although they will have to focus on the problem of digital divide and access to technology. Education/workforce development is one more fundamental issue of the future of the field: the technical requirements of research in plant sciences become more and more complicated, and interdisciplinary training, that would bridge biology and quantitative sciences, engineering, and ethics, is needed to train the new generation of scientists.

The response to these educational needs includes curricular creativity, immersion research opportunities, and professional progression opportunities that extend to

underrepresented places and communities. Lastly, the international issues like pandemics, war, and the financial economy overlap with the priorities of the science of plants by affecting the funding environment and the food and environmental safety agenda. Plant science will be ready to adapt to challenge and provide solutions to an uncertain future through resilience of research ecosystems, such as diversification of funding sources, open science practice, and responsive regulatory frameworks. The combination of the technological opportunity, environmental crisis, and social needs indicates that the future of plant sciences remains to be influenced not just by the phenomenon of scientific discovery, but by the concepts of governance, ethics, and international cooperation (IPCC, 2023; FAO, 2022; Rhee, 2025).

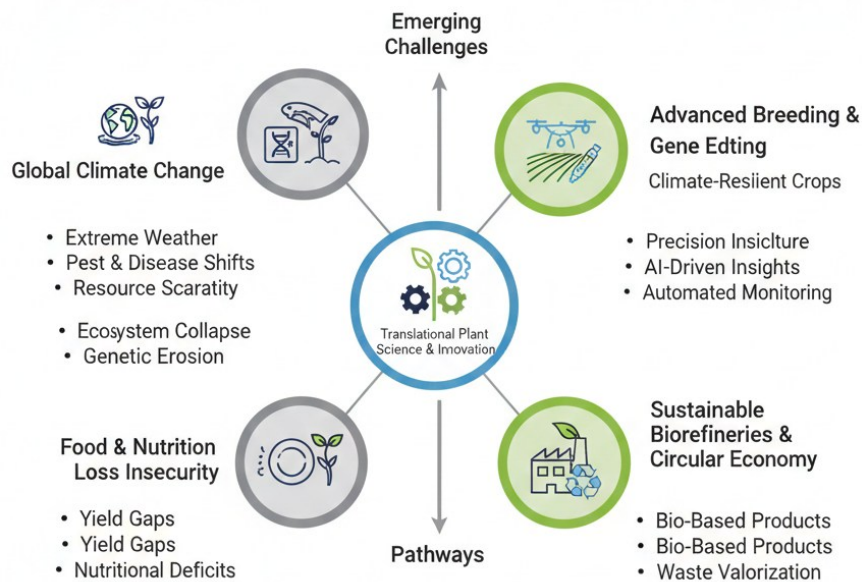


Figure 2. Emerging Challenges and Future Pathways in Plant Sciences



Advances in Plant Molecular Biology and Genomics

2.1 Plant Genome Organization and Functional Genomics

The structure of plant genomes has become a new research focus in contemporary plant sciences as a result of swift improvements in sequencing technologies, and analytical constructs that have transformed the manner in which genetic information is packaged, governed, and used. In contrast to most animal genomes, the phenotypic diversity of plant genomes is frequently marked by exceptional scale change, high levels of polyploidy, high levels of repetitive material and dynamic structural reorganization, all leading to adaptive ability. High-quality reference genomes and pangenomes have permanently changed the perception of how the genome has evolved, as the presence of single reference genomes is no longer seen to reflect the entire range of genetic diversity in a species (Bayer et al., 2020). With pangenomic, it is now possible to differentiate between shared core genes that are shared among individuals and gene dispensability which leads to environmental adaptation and disease resistance plus agronomic attributes. This change has highlighted the plasticity of the genomes as the hallmark of plant evolution and not an exception.

Increasing on top of the organization of genomes, functional genomics seeks to impart biological meaning to genes, regulatory elements, and structural features. The development of improved transcript evidence and comparative genomics has facilitated the improvement of the accuracy of gene predictions in a wide range of plant lineages with the support of the development of functional annotation pipelines. The combination of chromatin accessibility mapping and the three-dimensional organization of the genome has further shown that the spatial organization of the genome is a key element in the regulation of genes. The methods of Hi-C and ATAC-seq have shown that the transcriptional regulation is regulated by chromatin loops or topologically interacting domains as well as epigenetic modification in response to developmental stimuli and environmental stress (Dong et al., 2022). These findings undermine

previous linear models of genome effects, and suggest the significance of nuclear arrangement in determining plant phenotypes.

The incidences of genome duplication, especially whole-genome duplication, are still considered one of the characteristic processes in the evolution of genome in plants. Recent research has revealed that duplicated genes are often subjected to either subfunctionalization or neofunctionalization which enables the plants to acquire new characteristics without compromising the necessary functionality. With reverse genomics methods such as CRISPR-based gene perturbation, functional genomics analyses have enabled the systematic dissection of gene function in polyploid genomes that prove difficult to experiment with (Zhang et al., 2023). These tools have expedited the functional definition of transcription factors, signaling elements and metabolic enzymes linked to stress resistance and productivity.

The other significant development of functional genomics has been the increased focus on regulatory factors other than protein-coding genes. Non-coding RNAs, enhancers, silencers, and transposable elements are identified as important factors in the regulation of genes and evolution of genomes. It has been shown that transposable elements can be used as regulatory switches during stress, which changes the gene expression networks and allows quick adaptation (Lisch, 2024). Epigenomic profiling has also demonstrated that DNA methylation and histone modification are both heritable and reversible processes which can tune gene activity without changing the DNA sequence giving plants adaptable regulation to environmental changes.

Functional genomics are also more integrative, including genetic perturbation, with high-throughput phenotyping and computational modeling. Systems-level methods enable scientists to map gene networks instead of the one-gene effects of genes, and provide insight into the emergent behavior of complex phenotypes, including yield stability and resilience to stress. Notably, these methods have applied practical consequences in the enhancement of crops, since functional genomic data are currently being combined in molecular breeding pipelines. Although this has happened, there are still difficulties associated with cross-species translation of functional annotations, especially orphan drugs and wild relatives which do not have wide genomics resources. These are some of the gaps that will be necessary in ensuring the benefits of functional genomics are not confined to major model and commercial species.

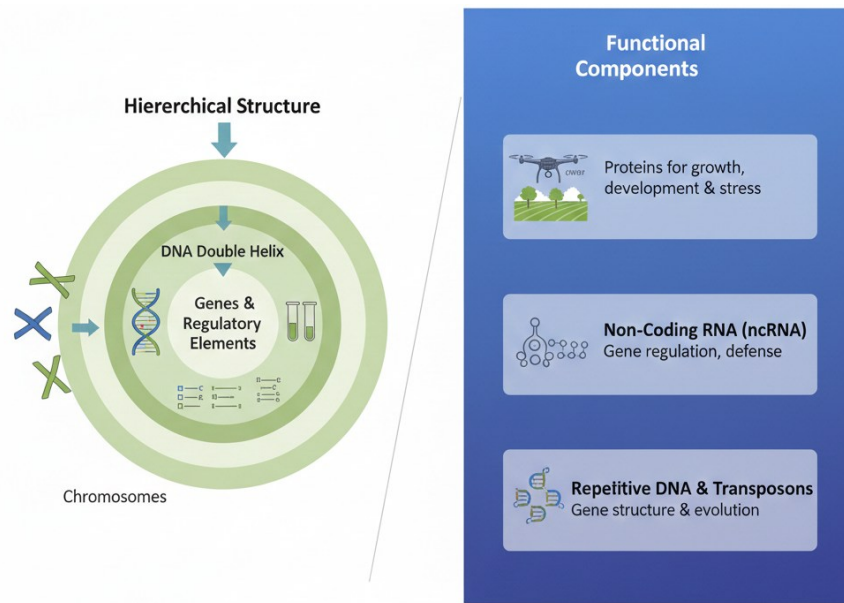


Figure 1. Organization and Functional Architecture of the Plant Genome

2.2 Plants Transcriptomics, Proteomicse and Metabolomics

Transcriptomics, proteomics, and metabolomics have revolutionized the field of plant sciences because they permit multi-layered analysis of the biological systems extending well beyond a fixed set of genome sequences. All these methods are the basis of the modern systems biology, the possibility of which permits researchers to explore the dynamics of expression, translation, and metabolical execution of genetic information in response to developmental and environmental cues. RNA sequencing technologies have brought about transcriptomics that is now indispensable in the analysis of patterns of genes expression in tissues, development stages, and stresses. This has been enabled by recent advances in the depth, accuracy, and cost-effectiveness of sequencing, enabling single-cell and spatial transcriptomic studies in plants to reveal cell-type-specific programs of expression that had been obscured in more global studies (Rich-Griffin et al., 2020). These lessons have enhanced the knowledge of developmental gradients, meristem role, as well as perception of stress.

Proteomics is a complement to transcriptomics, in that it is a functional molecule that directly performs cellular activities and is thought to be captured by proteomics. In contrast to transcripts, post-transcriptional regulation, protein turnover and post-translational modifications influence protein abundance and protein activity. In the last five years, the scope and reproducibility of plant proteomic research has increased due

to the introduction of mass spectrometry, label-free quantification, and protein interaction mapping (Kosová et al., 2021). The use of proteomic studies has also proved useful especially in the understanding of the stress-response signatures, where protein phosphorylation and redox modification as well as complex formation have decisive roles. Such studies have established that levels of transcripts are usually not correlated with protein levels, and that proteomic results are required to yield reliable functional inferences.

Metabolomics is the downstream view of cellular processes, which profile small molecules which are the ultimate result of gene expression and enzyme action. Plants manufacture an unsurpassable assortment of metabolites with numerous being used in defense, signaling, and environmental adaptability. More recent metabolomic analyses that utilize high-resolution mass spectrometry and nuclear magnetic resonance spectroscopy have allowed determining quantitative and comparative effects of genotypes and environments on the metabolic pathways (Alseekh et al., 2021). These methods have been critical towards the establishment of metabolic signatures related to drought tolerance, nutrient efficiency and resistance to pathogen. Since the metabolites are very sensitive to changes in the environment, metabolomics is especially useful in capturing the transient physiological states which may not be well represented in the transcript or protein level.

The real strength of these omics approaches lies when they are combined. Multi-omics studies in the past five years have revealed that transcriptomic, proteomic, and metabolomic data interrogations can identify regulatory bottlenecks and trait-linked pathways more powerfully than each multi-omics dataset alone (Weckwerth et al., 2020). Machine learning-based and network analysis-based integration frameworks are disseminated in order to draw causal relationships between genes, proteins, and metabolites to predictively model the responses of plants to stress and management practices. These systems-level insights are currently being put into practice in crop improvement programs, where omics-inspired selection approaches make it possible to identify better genotypes much faster.

Although omics technologies have a transformative effect, they pose methodological and analytical problems. Standardization of data, cross-platform comparability and biological interpretation are major challenges especially when different laboratories and

environmental settings are used to generate the data. Additionally, omics research continues to be skewed towards a few model and major crop species, which does not reflect the ecological and cultural diversity of a great number of underrepresented plants. The improvement of these limitations will involve joint work in data sharing, capacity building, and harmonization of methods.

All in all, transcriptomics, proteomics, and metabolomics have transformed the face of plant science towards making predictions rather than a descriptive form of biology. These approaches offer a multi-level perspective of the world through which the complex biological processes of plants can be studied, their adaptation, resilience to changes, and delivery of services in a rapidly changing world.

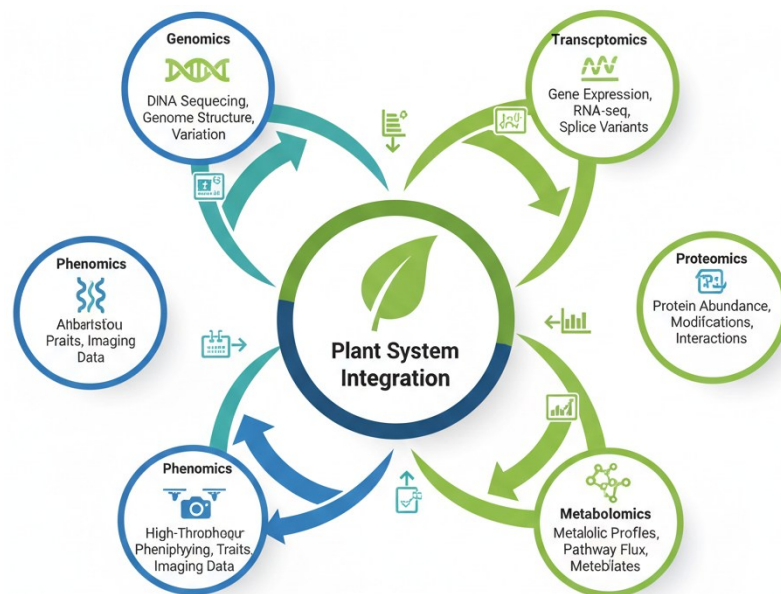


Figure 8. Integrated Omics Framework in Plant Systems Biology

2.3 Epigenetics and Gene Regulation in Plant Systems

Plants use the epigenetic mechanisms to control the expression of genes without modifying the actual DNA sequence, which leads to dynamic transcriptional responses to development and changing environment. Key components of plant epigenetics include DNA methylation, histone modifications, chromatin remodeling and non-coding RNA pathways that play a role in advancing heritable variation in gene activity between cell divisions, and in a few instances, even between generations. DNA methylation, which usually happens at cytosine sites in CG, CHG and CHH

environments, has essential functions in transposable element silencing, genome architecture stabilization and regulating gene expression in stress responses and development switches (Abdulraheem et al., 2024). RNA-directed DNA methylation (RdDM) forms the basis of the establishment of methylation patterns in plants, and it is maintained by the successive cell cycles by a specific group of methyltransferases. As an illustration, the effect of stress-induced alterations in the pattern of methylation can prompt the activation of defense genes or the regulation of hormone signaling pathways, which improves greater resilience to abiotic or biotic stressors.

A variety of histone signs, such as acetylation, methylation, phosphorylation, and ubiquitination, mark chromatin and determine gene accessibility. Certain histone marks are associated with either active transcription or repression and recent studies highlight their context-specific functions in plant species. The H3K4 histone methylation may also be used to mark the actively transcribed genes, and H3K27 methylation is linked to transcriptional repression. The histone-modifying enzymes regulate these patterns of modification with dynamically variable interpretation of environmental cues and developmental signals, allowing flexible but stable transcriptional programs (Le et al., 2025). The chromatin remodeling complexes additionally tune the positioning of the nucleosomes whereby regulatory proteins can access or close genomic loci in reaction to internal and external signals.

This is also assisted by non-coding RNAs such as small interfering RNAs (siRNAs) which are involved in transcriptional regulation via the RdDM pathway in which they direct methylation machinery to individual sequences, strengthening locus-specific silencing. Recent studies are showing that long non-coding RNAs to play regulatory roles, and can interact with chromatin factors to regulate networks of gene expression in development and stress response. Their interrelation between the non-coding RNAs and the chromatin modifiers provide evidence of the intricacy of the epigenetic regulation that exists beyond the binary on/off expression schemes.

Epigenetic control is not just temporary but may be capable of leaving memory of previous exposures. The functional importance of epigenetic regulation, which connects environmental history with developmental consequences, is exemplified by such a phenomenon as vernalization in which a long period of cold induces a stable repression of the floral repressors. Research in a variety of species has shown that epigenetic

changes induced by stress may last through generations and affect the phenotype of the progeny in the absence of the original stimulus.

Epigenomic studies have been intensified by more sophisticated high-resolution genomic methods, such as single-cell epigenomics and long-read bisulfite sequencing, enhancing insight into the epigenetic landscape of cells and species. Combining epigenomic data with transcriptomics and phenomics has demonstrated that certain regulatory states are associated with phenotype expression within a range of environments. Such integrative methods are especially useful in crop science, where epigenetic markers are being studied to breed resilient and high-yielding varieties, but using epigenetic knowledge to achieve agronomic traits that are more stable and heritable is still a persistent problem.

Although such progress exists, there are still important questions of whether or not epigenetic marks are stable and reversible with respect to their contribution to long-term adaptation. The complex interaction of chromatin structure, the environment and plant development programs highlights the multidimensional aspects of epigenetic regulation in plants. Further studies are needed to utilize epigenetic processes to increase plant productivity and resilience to changes in the global environment (Abdulraheem et al., 2024; Le et al., 2025; Talarico, 2024).

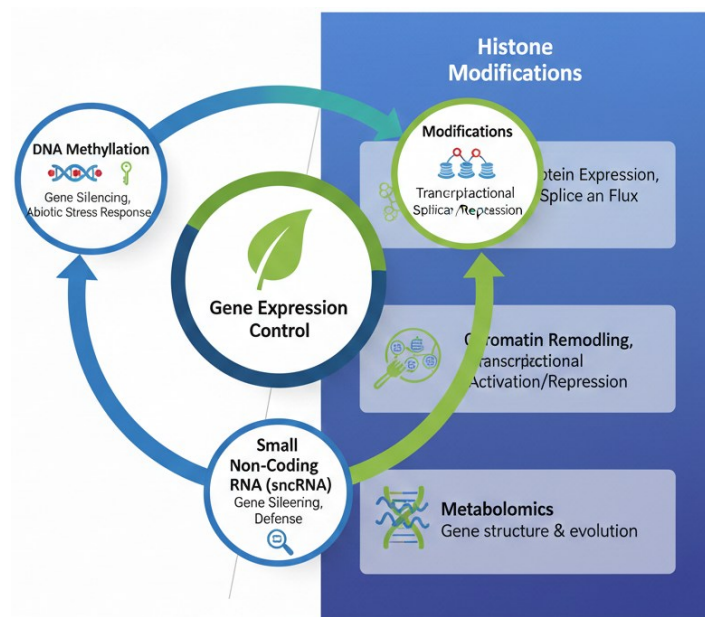


Figure 9. Epigenetic Regulation of Gene Expression in Plants

2.4 CRISPR Technology and Beyond Genome Editing Technologies

Genome editing technologies have changed the face of plant science through allowing specific alterations on the DNA sequences of plants and speeding up functional genomics and crop enhancement. CRISPR/Cas, and in particular, CRISPR/Cas9, are now the most popular systems of plant genome editing because of its simplicity, efficiency and flexibility. CRISPR/Cas9 is based on a guide RNA which guides the Cas9 nuclease to a particular sequence in the genome, where it causes a specific double-strand break. The natural repair mechanisms of the cell then rejoin the DNA, and in most cases, this causes disruption of some gene or when in conjunction with repair templates, specific sequence alterations. This method has been utilized in the variety of plant species to produce mutations that provide the beneficial characteristics, including the high level of stress tolerance, disease resistance, and yield (Chen et al., 2024).

New technological advances in genome editing have gone beyond cutting DNA with a sharp tool in CRISPR. Base editing systems allow changing a single nucleotide to another without any double-strand breaks, minimizing unwanted mutations and increasing accuracy. The cytosine base editors (CBEs) change C-G to T-A base pairs, whereas the adenine base editors (ABEs) change A-T to G-C, eliminating the requirement of donor templates and homology-directed repair, which is punishingly inefficient with many plant cells. These base editing tools have been demonstrated to be used to induce single-nucleotide amendments in key crops to modify protein activities and provide beneficial agronomic characteristics (Peng et al., 2025). As an example, targeted base replacements in important regulation genes have increased grain quality and tolerance to stress in cereal crops, which have shown useful applications of precision editing in the improvement of crops.

Prime editing is a further improvement of base editing but uses a Cas9 nickase conjugated to reverse transcriptase together with a prime editing guide RNA (PEGRNA) to search and replace sequences in target loci in vivo without breaking on the target locus. Prime editing may implant a wide range of changes, such as all 12 base-substitution types, miniature additions, and removals that have less off-target impact as well as increased accuracy compared with conventional techniques. Even though the

effectiveness of editing depends on the system and site of interest, prime editors have already been validated in rice and tomato plants, and customized edits can now be produced, which would have been challenging to do using previous technologies alone (Lee, 2025). Continued advances in pegRNA design and delivery systems will increase the accuracy and applicability of prime editing in a wide range of plant genomes.

In addition to CRISPR/Cas9, other Cas variants such as Cas12a (Cpf1) and other variants of Cas offer greater flexibility of genome editing due to their ability to identify various protospacer adjacent motifs (PAMs) and the ability to make staggered cuts, which may be beneficial in some genomic contexts. The ability of Cas12a to process multiple guide RNAs to a single transcript makes multiplex editing possible, which enables mutation of a number of genes at the same time, which is an asset in the engineering of complex traits that are regulated by polygenic networks. At the same time, there are initiatives to utilize smaller and smaller-sized nuclease systems in order to overcome delivery limitations, particularly in vivo editing when the size of vectors is an issue.

Effective genome editing of plants depends not only on the editing machinery but effective delivery methods are also important. Historical transformation methods such as *Agrobacterium*-mediated transformation and biolistic delivery of particles have continued to be the popular standard methods in most species but has drawbacks concerning the dependence on genotype and tissue culture specifications. Some of these bottlenecks are targeted by emerging approaches to delivery, including nanoparticle-mediated delivery and in planta transformation strategies, which may be able to edit recalcitrant species and shorten the design to edited plant gap.

In spite of these developments, there are a number of biological and regulatory challenges to genome editing. Edited cell regeneration of plants can be inefficient in numerous species, and the possibility of off-target mutations requires severe validation and screening. Furthermore, the regulatory environment of genome-edited crops differs across countries, which affects the orientation of research and its overall use in agriculture. Other places have product-based evaluations which emphasize the trait over the process and others uphold process-based classifications which equate genome editing to transgenic modification to influence commercialization routes.

Genome editing is used in the fields of functional genomics, crop breeding, and synthetic biology. In studies of function, specific gene knockouts or mutations are useful in the study of gene function and circuits that regulate development, metabolism and stress responses. Editing has been applied in crop enhancement to help develop drought, salinity, and pathogen resistance, and alter nutritional profiles. Genome editing can also be used to diminish the use of chemical inputs, including pesticides, through the creation of natural disease resistance systems, thereby bringing about more sustainable agricultural systems.

Future prospects involve the integration of genome editing with a high-level phenotyping, multi-omics, and machine learning and predicting traits faster. Combination with high-throughput screening and computational design platforms will help focus on target selection and predict off-target risks. With technologies becoming mature and improved delivery methods, genome editing is poised to be at the base of the spectrum of satisfying the needs of food security and environmental sustainability globally by facilitating the accurate, efficient, and equity development of crops (Chen et al., 2024; Lee, 2025; Peng et al., 2025).

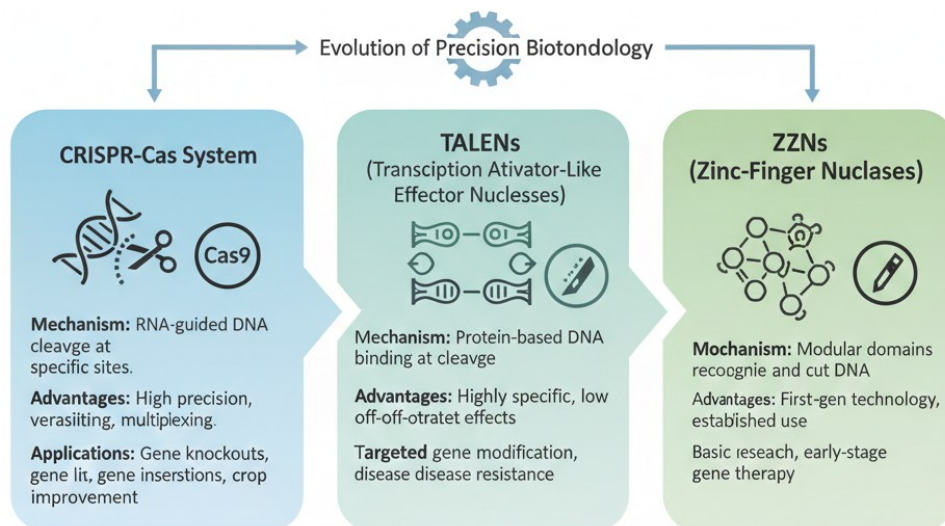


Figure 2. Genome Editing Platforms in Plant Biotechnology

2.5 Bioinformatics and Big Data in Genomic research of plants

The swift increase in the volume of genomic data of plants over the past ten years has made bioinformatics a central pillar of modern plant science as it allows to store, integrate, and interpret complex biological data on a scale never seen before. The high-

throughput sequencing technologies have produced large datasets containing whole genomes, pangenomes, transcriptomes, epigenomes and phenomic profiles, which present both opportunities and challenges in analysis. Bioinformatics can offer the computational systems needed to construct genomes, annotate genes, discover regulatory elements and structural differences among diverse plant species. The shift in single reference genomes to large-scale pangenomic resources has increased in the last five years, the need to develop scalable algorithms that can address large-scale, repetitive, and polyploid plant genomes (Bayer et al., 2020). These advances have shown that the variation in gene presence-absence and structural polymorphisms are significant and have an important place in adaptation, tolerance to stress and agronomic performance.

Plant genomics big data methods focus on integration and not on independent analysis. The bioinformatics pipelines of today are also becoming more integrated across genomic, transcriptomic, epigenomic and environmental data to create systems level models of plant operation. These efforts have been accompanied by machine learning and artificial intelligence tools that enable researchers to establish non-linear associations between genotype and phenotype that are challenging to solve by conventional statistical techniques. Candidate genes are now prioritized using predictive models trained on large genomic data to obtain regulatory network information and predict trait performance under variable environmental conditions (Washburn et al., 2020). These methods are especially useful in the analysis of complex quantitative data which is affected by many loci and gene-environment interactions.

Distributed data infrastructures and cloud computing have also revolutionized plant genomic research by facilitating the collaboration of analysis between institutions and geographic areas. Real-time data sharing, reproducibility, and transparency are encouraged through platforms like cloud-based web browsers of genomes and openly accessible databases and are becoming more widely accepted as requisites of responsible science. Metadata, file format, and analytical workflow standardization efforts are used to guarantee interoperability in datasets produced by other laboratories. Nevertheless, the issue of data heterogeneity is still relevant, especially when one has to combine datasets obtained using different experimental designs or different environmental conditions. To deal with such problems, bioinformatic standards and validation strategies should be continually refined.

Phenomic integration is another significant aspect of big data in the field of plant genomics. High throughput phenotyping platforms produce massive image and sensor derived data which need to be processed and correlated with genomic data. Computer vision and deep learning as an aspect of bioinformatics tools are used to extract quantitative characteristics of images, allowing accurate association studies as well as trait prediction on a large scale (Zhao et al., 2023). Coupled with a surge in the discovery of traits, this convergence of genomics and phenomics has increased predictive capability of genomic models of selection employed in breeding programs.

Bioinformatics-based plant genomics is not without major challenges even with its ground-breaking influence. Computational infrastructure needs may be prohibitive, especially to research groups in resource constrained environments, which brings into question equity and participation in the global community. Interpretation of data is also a bottleneck with more and more complicated models which can obscure biological meaning unless well-validated. The big data environment is further complicated by ethical issues relating to ownership of data, access of data, and long-term stewardship. However, it is assumed that further development of the role of big data in the development of plant genomic research and the application of it to agriculture and environmental sustainability will be supported by further investment in the education of bioinformatics, open science projects, and scalable analytical frameworks (Washburn et al., 2020; Zhao et al., 2023; Bayer et al., 2020).

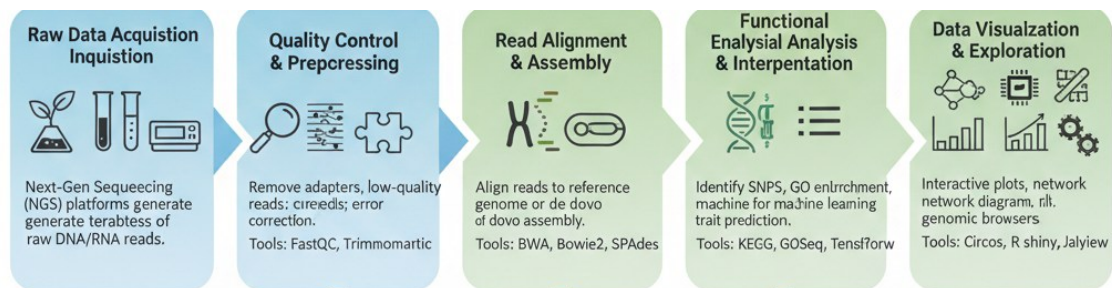


Figure 3. Bioinformatics Pipeline for Plant Genomic Data Analysis

2.6 Use of Genomics in improving crops

Genomics use in crop improvement is among the most significant contributions of contemporary plant science that have changed breeding practices and hastened the production of resistant and high-yielding varieties of crops. Genomic data can help breeders to stop relying on phenotypes to select based on their DNA data, which

enhances the precision of selection and shortens the breeding cycle time. The last five years have seen the incorporation of whole-genome sequencing, marker discovery, and predictive modeling into crop improvement making it a data science. Thousands of loci have been associated with yield, stress, disease resistance and nutritional quality in most crops, and they can now be utilized by breeders as targets in breeding programs through genome-wide association studies and quantitative trait locus mapping (Varshney et al., 2021).

One of the most important applications of plant genomics has become genomic selection, where the genome-wide data on markers are used to infer the breeding values without necessarily subjecting the phenotype to full analysis. This method is especially good when there are complicated characters that are governed by numerous genes with minor influences, like drought resistance and yield stability. With the predictive models, breeders can select high-quality genotypes early in breeding cycle and this approach potentially leads to a much higher genetic gain per unit time (Crossa et al., 2021). Successful application of genomic selection has been done in crops, including wheat, maize, rice, and legumes, which indicate its wide applicability in the breeding systems.

Improvement of crops has also been boosted by genomics as necessary and desirable alleles have been identified and introgressed in wild relatives and landraces. Pangenomic studies indicate genetic diversity which is not found in elite breeding lines and point to unexploited pools of adaptive alleles. These observations justify pre-breeding programs that are designed to take advantage of new alleles that are linked to stress or disease resistance without incurring excessive linkage drag. Simultaneously, the use of genome editing technologies is complementary to classical tools in genomic technology as it allows specific target genes to be manipulated when a candidate locus is discovered and closes the gap between discovery and application steps.

The other significance of genomics is its use in enhancing nutritional value and food security. Genomic data has been used in biofortification initiatives to regulate pathways that regulate micronutrient accretion, protein content, and metabolite signatures. Genomic technology enables easy discovery of alleles with increased nutritional phenotype and can be deployed quickly with a marker-assisted selection or an editing-based approach. They are especially applicable in areas where there is malnutrition and instability of yields caused by climatic factors.

Genomics also leads to climate- smart agriculture by assisting in the development of crops that withstand the changing climatic conditions. Genomic stress-responsive gene and regulatory network analyses can enable breeders to produce varieties that are productive in heat, drought, salinity, and new pest challenges. The combination of the genomic data with environmental modeling offers better predictions of genotype performance in different agroecological areas, which increases the stability of crop production systems (Varshney et al., 2021).

Although these have been successful, the problem of how to bring genomic discoveries to the field level has not been solved. Good phenotypic data, predictive models and institutional ability to manage and analyze data is important to genomics-based improvement. Farmer adoption, regulating mechanisms, and socioeconomic factors also determine the final success of the genomics-enabling crops. Further investment into infrastructure, training, and participatory breeding systems will be critical to make certain that the genomic technologies add to the global food security in fair measure. In general, genomics has emerged as an essential part of the current methods of crop enhancement, and the available instruments will help to solve the urgent agricultural issues with accuracy and speed never seen before (Crossa et al., 2021; Varshney et al., 2021).

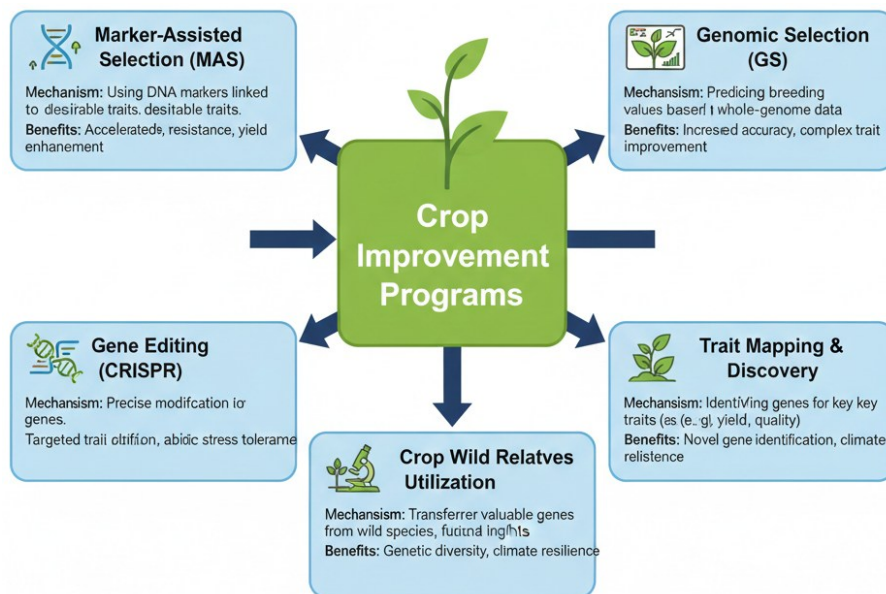


Figure 12. Applications of Genomics in Crop Improvement Programs

Plant Biotechnology and Genetic Engineering

3.1 Principles and Tools of Plant Biotechnology

Plant biotechnology is an interdisciplinary science that uses biological, chemical, and computing principles in the manipulation of plant systems to research, industry, agricultural and environmental purposes. Fundamentally, the idea behind the plant biotechnology is the utilization of cellular and molecular processes to improve desirable traits without affecting the genetic stability and biosafety. The discipline has developed out of primitive tissue culture and hybridization techniques into more advanced molecular and genome-wide interventions made possible by genomics, bioinformatics and synthetic biology. The most important concept in plant biotechnology is that of totipotency, the natural capability of plant cells to develop into entire organisms under the right environment. It is a biological property that forms the basis of various biotechnological applications, among which are micropropagation, somatic embryogenesis, and genetic transformation, as it enabled researchers to reproduce entire plants by using individual transformed cells (Bhatia, 2022).

The other principle is controlled gene expression which is obtained by utilizing promoters, regulatory sequence and inducible systems which allows the transgenes to be spatially and temporally controlled. Constitutive, tissue-specific and stress-inducible promoters find extensive use to optimize expression patterns and reduce unwanted effects. The development of promoter engineering and artificial regulatory elements has increased the level of precision of gene expression by enhancing the stability and predictability of traits (Chen et al., 2023). The principle of molecular specificity, that is, the need to target the manipulation of genetic pathways instead of the random one, should be viewed as complementing these methods. This concept has been reflected in contemporary genome editing instruments which make accurate modifications at specific genomic loci.

Plant biotechnology has a very broad collection of *in vitro* and *in silico* tools. Plant tissue culture is one of the foundations, offering platforms of callus induction, organogenesis and somatic embryogenesis in a sterile environment. The methods aid in the clonal further growth, preservation of elite genotypes and recovery of genetically modified plants. The identification and validation of genes, as well as the analysis of gene expression, can be done using molecular tools, like polymerase chain reaction, quantitative PCR, and next-generation sequencing, which are the analytical foundation of biotechnology research. Molecular breeding and tracking of traits between generations rely on marker systems, such as simple sequences repeats and single nucleotide polymorphisms (Varshney et al., 2021).

Bioinformatics tools now form part and parcel of plant biotechnology, as they allow discovery of genes, analysis of pathways and prediction modeling. Combined genomic, transcriptomic and proteomic databases enable researchers to discover candidate genes and regulatory networks linked to target characteristics. The design and production of gene constructs and guide RNAs to be used in genome editing are also designed with the help of computational tools making them more efficient and minimizing off-target effects. Synthetic biology has also extended the set of tools, including the modular genetic components and standardized assembly technologies, to build new metabolic pathways and regulatory circuits in plants (Liu & Stewart, 2022).

Biosafety and risk assessment is another significant principle that dictates plant biotechnology. The regulatory frameworks which determine the development and deployment of biotechnology products consider the environmental impact, gene flow, and food safety. In biotechnology, there is a trend towards a more product-oriented as opposed to a process-oriented evaluation of a product with emphasis not on the process involved in producing it but on its trait properties. This change is an indication of the increasing scientific agreement that exact technologies had the potential to decrease unintentional genetic alterations in comparison with standard breeding (Entine et al., 2021).

These principles and tools allow defining plant biotechnology as a rational and evidence-based field with the purpose to solve the real-life problems, which are the food security, climate stability, and sustainable utilization of resources. Ongoing

development of tools and regulatory science should see plant biotechnology continue to grow and influence even more in the next several decades.

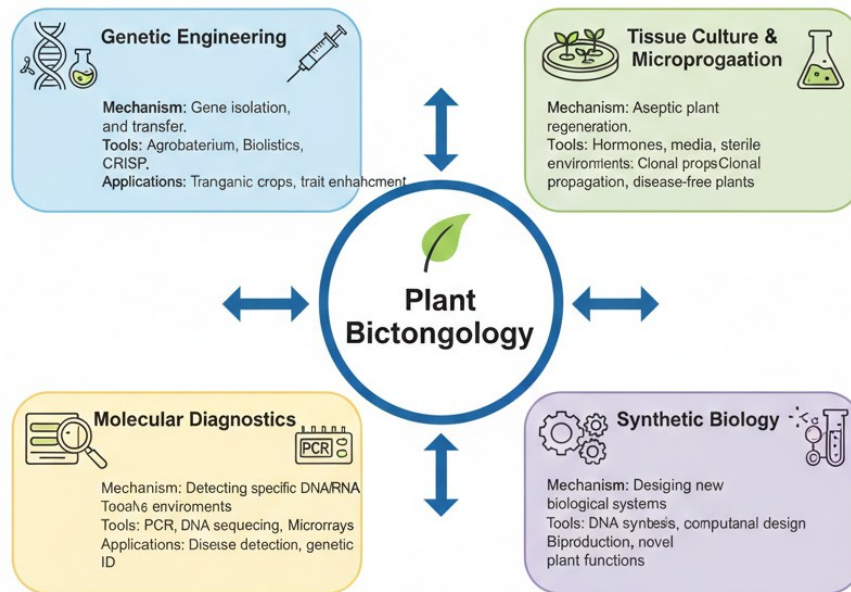


Figure 13. Core Principles and Tools Used in Plant Biotechnology

3.2 Techniques of Genetic Transformation in Plants

The methods of genetic transformation of plants allow the permanent transfer of foreign or modified genetic content into plant genomes, which is the basis of current plant biotechnology and functional genomics. The principles behind these methods are the capacity to implant DNA into cells of plants, to allow its incorporation or expression and to restore entire plants using transformed tissues. Agrobacterium-mediated transformation is one of the most popular ways of transformation and it takes advantage of the innate capability of *Agrobacterium tumefaciens* to insert a portion of DNA into the genome of the plant. The preferred choice of this method is due to relatively low copy number insertion, stable expression and the reduced genomic disruption relative to physical delivery methods. Within the last five years, it has become applicable to wider varieties of crop species and genotypes through advances in designing vectors, selectable markers and infection protocols (Gelvin, 2023).

Agrobacterium-mediated transformation, despite having these benefits, is genotype-dependent and more ineffective in some monocots and recalcitrant species. In a bid to overcome these shortcomings, the use of physical means of DNA delivery like the biolistic-based particle bombardment has been extensively used. The method involves

fast moving microprojectiles that are made of DNA to attack cell walls and membranes to introduce genetic matter directly into plant cells. Particle bombardment can be especially employed to convert cereals and plastid genomes but can frequently lead to the formation of multiple or rearranged transgene inserts which require massive screening and stabilization (Altpeter et al., 2021).

The recent development has been aimed at enhancing the efficiency of these transformations and minimizing the use of the tissue culture, which may be extremely time-consuming and causes soma clonal variation. In planta transformation techniques, e.g. floral dip of *Arabidopsis*, tissue culture is bypassed and transformation of tissues is targeted directly at reproductive tissues, leading directly to the production of transformed seeds. Although available only in a handful of model species to date, studies are being done to develop analogous methods in crops with more complicated reproductive physiology (Maher et al., 2020).

Genetic modification plans have been transformed due to the incorporation of genome editing technologies. CRISPR/Cas components can be delivered using transient expression systems to achieve specific modifications in the genome, without integrating transgenes into the genome, to overcome regulatory and societal issues with genetically modified organisms. The approaches, including ribonucleoprotein delivery and virus-based vectors, enable accurate editing without reducing the presence of foreign DNA in the end plant product (Chen et al., 2024). These are conceptual changes of transformation as a method of introduction of transgenes to changes used as a temporary editing platform.

Regeneration and selection are some of the important processes in any transformation system. Marker genes are selectable, e.g. antibiotic or herbicide resistance genes, used to detect transformed cells, but marker-free systems are becoming popular to improve biosafety and acceptance. The discovery of new morphogenic regulators, such as BABY BOOM and WUSCHEL, has offered enormous boosts to the regeneration efficiency of various species enhancing cell competence and shoot development (Lowe et al., 2021). These regulators have minimized genotype dependency and quickened edited or transformed plants recovery.

Even though major improvements have been made there are still difficulties in realizing high efficiency, extensive species applicability, and cost-effective systems of

transformations. Complex plant genomes, intractable tissue reactions, and regulatory limitations remain an impediment to general use. However, these barriers are gradually being overcome by the continued innovation in delivery procedures, regeneration biology and the incorporation of genome editing. Genetic transformation methods are invaluable instruments of functional genomics, crop enhancement and sustainable agriculture that have formed the experimental basis on which innovations in plant biotechnology are to be achieved in the future.

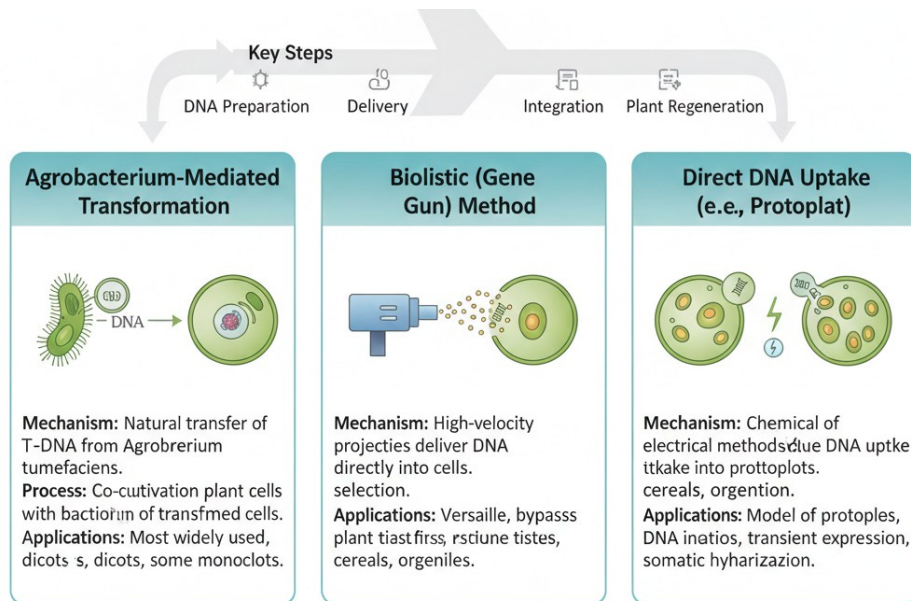


Figure 14. Genetic Transformation Techniques in Plant Systems

3.3. Genetic Modification and Editing of Crops

Genetically modified and genome-edited crops have gone through a steep curve of proof-of-concept experiments to field trials, and in some instances, market approval, to transform breeding pipelines and ecosystems of innovation. Initial transgenic studies revealed that the instantaneous agronomic impact of single-gene traits insertions including insect resistance with *Bacillus thuringiensis* genes and herbicide resistance could be achieved with immediate advantages, but also were accompanied by regulatory, trade and social strains that influenced the direction of future work. Within the past five years, the focus has shifted significantly toward precision editing methods that do not add foreign DNA, but instead alter the endogenous sequences, increasing the number of trait modifications that are possible to implement and creating allelic changes directly linked to stress tolerance, nutrient use efficiency, disease resistance, and quality traits (Chen et al., 2024). Technical innovations, such as better guide RNA

design, more Cas-family effectors, base and prime editors, and multiplexed editing, have made editing more precise and expanded the repertoire of the kind of sequence edits that can be done without using double-strand-break-mediated homology-directed repair. Such abilities allow directed allele exchange, promoter optimization, and multifunctional pathway design that is more predictable and can be generally speedier than ancient introgression.

The evolution of regulations has played a critical role that has facilitated (or limited) the process of moving laboratory amendments to field release. A number of national regimes are transitioning to product-based regulatory evaluation that does not emphasize the breeding process but the risk profile of the final product and which, in practice, can reduce obstacles to some gene-edited crops and expedite its deployment in programs in the public sector. But still, regulatory regimes have not been consistent, as some jurisdictions have GMO-style process regulation on gene-edited products, whereas others have exemptions in edits that may occur either naturally or through conventional breeding; this patchwork has an impact on international trade, research collaboration, and commercial incentives (Tachikawa et al., 2024). In addition to regulation, new methods of transformation and delivery (e.g. ribonucleoprotein delivery, improved in planta editing and morphogenic regulators to accelerate regeneration) have decreased previous bottlenecks in genotype dependence and tissue culture, allowing editing of an increasing range of crops and germplasm.

Increasingly field translations are recorded. The agronomic benefits of targeted knockouts of susceptibility loci, edits that enhance root architecture, allele variants that induce better abiotic stress response, and the combination of editing and sound phenotyping and selection schemes have demonstrated the ability to deliver stable, advantageous phenotypes (Venkataraman et al., 2025). However, a few technical difficulties persist: off-target mutations (now much less with better enzymes and computational design) soma clonal drift in tissue culture (which may still limit pipeline throughput), and genotype-sensitive regeneration may continue to be a bottleneck. Social and equity aspects are also vital: IP regimes, models of commercialization, and popularization determine who will reap the fruits of gene technologies. There has been a growing trend over the past five years in public-sector and open-access initiatives that seek to democratize editing tools in crops of regional significance, especially in low- and middle-income countries, and policy discussions that focus more on capacity

building and open engagement of stakeholders (Chen et al., 2024; Tachikawa et al., 2024). In sum, current GM and edited crops production integrates enhanced molecular specificity, changing governance, and bred breeding tactics to solve the resilience, nutrition, and sustainability issues--with the understanding that successful scientific applications must be matched with fair governance, clarity of biosafety, and societal communication to achieve the benefits of the societal good.

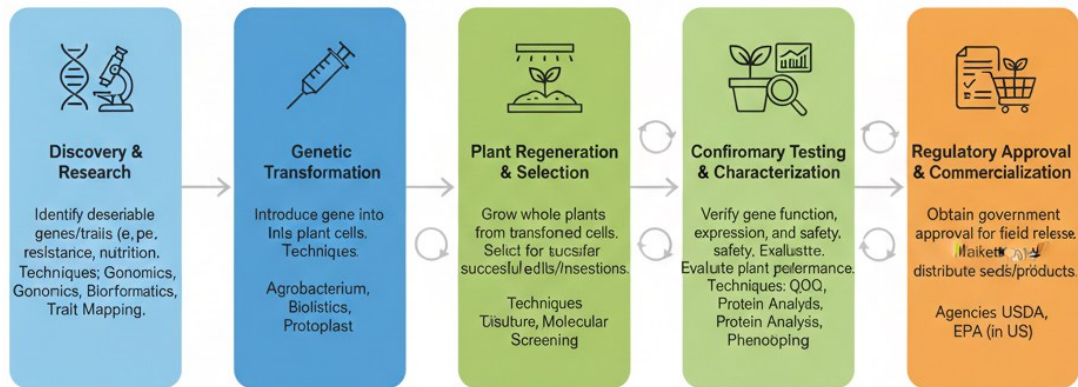


Figure 15. Development Pipeline of Genetically Modified and Edited Crops

3.4 Molecular Breeding and Marker-Assisted Selection

In molecular breeding, genetic markers, genomic information and predictive models are combined into breeding pipelines and are used to enhance genetic gain and improve the accuracy of selection of complex traits. Early Marker-assisted selection (MAS) targeted individual, large-effect loci and qualitative phenotypes--which enabled early selection of seedlings with desirable alleles and thus meant that fewer phenotyping results were needed to conduct the field evaluation. In the last five years, MAS has grown to maturity and is more closely coupled with high-density marker data and genomic selection (GS) paradigms, which employ genome-wide marker data to predict breeding values of polygenic traits. The concept of a modern plant-breeding triangle integrates genomics, high-throughput phenomics, and Environics to maximize decisions made during selection in natural conditions and enhance predictive power in populations of interest (Crossa et al., 2021). This integration acknowledges that the usefulness of genomic predictions is limited by the quality of the phenotypic and environmental data applied to train models, therefore, standardized phenotyping and multi-environment trials are the dependent variables of molecular breeding success.

MAS and genomic methods have been applied in practice in a variety of crops. Introgression of a single gene with strong effects or a single quality locus has proven useful with marker-assisted backcrossing, but genomic selection has proven to have definite benefits with complex traits like yield stability and drought tolerance by identifying small-effect loci at different locations in the genome. Recent developments in genotyping models (low-cost SNP arrays, genotyping-by-sequencing) and imputation models allow the genotyping of large breeding groups, allowing breeders to scale GS (Kumar et al., 2024). Also, GS used together using speed-breeding and doubled haploid technologies shorten the generation time and increase the number of selection cycles per year, which increases genetic gain.

Presence-absence variation Pan genomics and discovery of presence-absence variation further enhance the marker discovery and MAS to detect structural variants and disposable genes in adaptation, which would be absent in single reference genomes. In the case of fruit and horticultural crops, curated trait-linked markers have made it possible to conduct trait-specific MAS programs, with the ability to enhance flavor and maturation time and storage characteristics without having to wait (De Mori & Cipriani, 2023). Marker sets with strong markers have also been shown to be successful with marker-assisted pyramiding techniques to stack alleles of disease resistance to provide long-term protection.

Notwithstanding successes, challenges still exist. The interactions between the genotype and the environment make it difficult to predict accurately given different target populations and training populations have to be well modulated to represent the relevant diversity. Management of data, standardization of phenotyping protocol, and breeder capacity in the genomic analytics are still bottlenecks in most of the public breeding programs. The costs of the genotyping infrastructure, training access and benefit sharing are socioeconomic factors influencing adoption in lower-resource environments. The solution to these issues involves collaborative platforms, open data and capacity building to democratize the tools of molecular breeding.

To sum up, molecular breeding and MAS have no longer pursued gene-targeted strategies, but integrative, prediction-based strategies that couple genomic information to sophisticated phenotyping and environmental modeling. These strategies are a potent, complementary set of tools to be used to achieve climate-adaptive, high-yielding, and

resilient cultivars when paired with other innovations, including speed breeding and genome editing (Crossa et al., 2021; Kumar et al., 2024; De Mori and Cipriani, 2023).

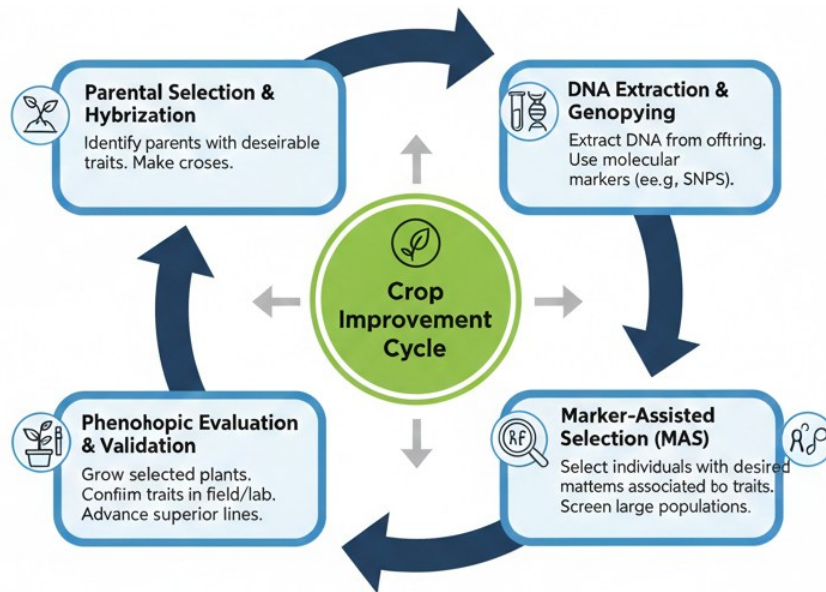


Figure 16. Molecular Breeding and Marker-Assisted Selection Strategies

3.5 Biosafety, Regulatory Frameworks, and Public Perception

Biosafety, regulatory governance, and the perception of people are some of the most important pillars that form the development and implementation of the biotechnology of plants in modern agriculture. Biosafety in plant biotechnology is the evaluation and control of the possible risks of genetically modified and gene-edited plants on human health, non-target organisms and ecosystems. The scientific community has in the last five years reiterated that biosafety assessment must be trait-based and evidenced-based, as opposed to being concentrated on the genetic modification method itself. Risk assessment frameworks have now become a common method to assess the functionality of genes, their expression stability, the likelihood of being an allergen, toxicity, gene flow, and ecological interactions to guarantee the absence of unintended harm by modified plants (Entine et al., 2021). Technological improvements in both molecular characterization and whole-genome sequencing have made biosafety evaluations more robust by allowing accurate detection of off-target alteration and unintended genomic alterations, enhancing confidence in safety evaluations.

There are substantial variations among the regulatory systems of plant biotechnology, in terms of the policy priorities, public opinion and legal traditions. A few countries

have been using product-based regulatory frameworks, such as the United States and a number of Latin American states, which evaluate genome-edited crops on the basis of their phenotypic character and their risk profile, and not on the method by which they were created. The strategy enables some genome-edited crops to escape lengthy regulatory measures in case they are indistinguishable with those that have been bred traditionally. Conversely, other jurisdictions use process-based regulation, where genome-edited plants are regulated in the same way as transgenic organisms whose registration may be costly and time-intensive (Tachikawa et al., 2024). The co-existence of divergent regulatory models has introduced global asymmetries in innovation, trade and access, which make it difficult to collaborate internationally and integrate the market.

International standards and conventions are significant to standardize biosafety activities. The Cartagena Protocol on Biosafety remains the guide to cross-border movement of living modified organisms and more recently, debates are being made regarding how genome editing should be incorporated into the existing biosafety treaties. The regulatory bodies are progressively utilizing science based advisory panels and consultations with the people to revise their guidance as a response to swift technological advancement. Nevertheless, there is a problem of regulatory lag, whereby the legal framework is usually unable to keep up with science, especially concerning the innovative editing methods that confuse the boundaries between conventional breeding and genetic engineering.

The perception of the populace largely determines the attitude towards regulation and the uptake of plant biotechnology. Cultural values, trust, perceived benefits, and past experience of food technologies determine the way in which people form their attitudes towards genetically modified and edited crops. According to the surveys of the recent years, acceptance is mostly greater in case technologies are linked to some visible consumer or environmental advantages, e.g. the lower use of pesticides, better nutrition, or climate stability (Borges et al., 2022). On the other hand, mistrust continues where there is no transparency or where technologies are viewed as satisfying selfish business goals. In certain aspects, genome editing has been perceived more positively than previous methods of transgenesis, especially when presented as an accurate continuation of traditional breeding and not the incorporation of foreign genes.

Communication and stakeholder interaction are also being considered as important elements of biosafety governance. Scientists, regulators, and industry stakeholders are also advised to have free discussion with farmers, consumers, and civil society organizations to eliminate any points of concern and demystify them. Trust and legitimacy can be strengthened with the help of participatory strategy of technology development and policy formulation that will decrease polarization around biotechnology. Scientific literacy and risk-benefit analysis education programs have also been found to enhance scientific judgment among the masses.

In general, biosafety, regulatory frameworks and popular view are strongly intertwined aspects of plant biotechnology. The strong, open, and flexible governance regimes, as well as the involvement of everyone in the communication process are critical to make sure that the biotechnological innovations are introduced in a responsible and accepted way by the society. Since technologies constantly develop, the alignment of scientific evidence and community values will be at the heart of the sustainable development of plant biotechnology (Entine et al., 2021; Borges et al., 2022; Tachikawa et al., 2024).

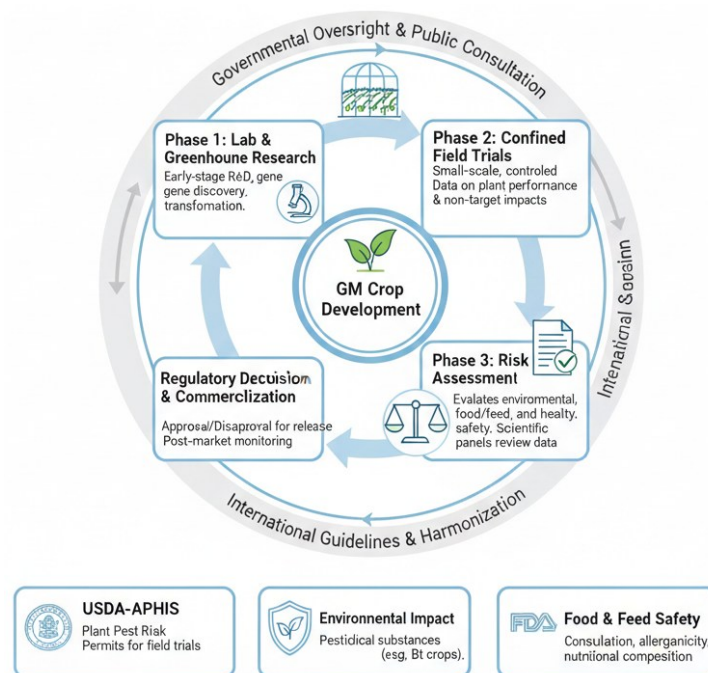


Figure 17 Biosafety Assessment and Regulatory Frameworks for GM Crops

3.6 Agricultural applications of Plant Biotechnology

Plant biotechnology has shifted conclusively to testing and research to commercial and agricultural scale development and application, bringing in a great deal of contribution

to food production, sustainability as well as economic development globally. The most notable use has been in the creation of pest and disease resistant varieties of crops that have minimized losses of crop yields and reliance on chemical pesticides. Genetically modified and genome-edited crops have shown superior resilience to fungal, bacterial, and viral pathogens and help to maintain stable production systems during fluctuating environmental conditions over the past five years (Chen et al., 2024). These are innovations that are especially useful in regions where the smallholder farmers are highly vulnerable to crop losses and have low access to external inputs.

An important commercial use is still herbicide tolerance, as it allows easy management of weeds and conservation agriculture, including less tillage. The use of herbicide-tolerant crops produced by the use of biotechnology has led to soil conservation, less fuel use, and less production of greenhouse gases that are produced during the use of mechanical weeding. Meanwhile, later biotechnological approaches have aimed at diversifying weed management technology to reduce the occurrence of herbicide resistance, such as stacked characteristics and integrated crop management systems. Genome editing has additionally made it possible to edit endogenous genes linked to herbicide sensitivity with great accuracy, providing alternative methods, which can be less heavily regulated than transgenic methods.

Including other areas other than field crops, plant biotechnology has been widely applied in horticulture, forestry and industrial agriculture. The traits obtained through biotechnology enhance the quality of fruits and their shelf life and post-harvest stability leading to a reduced food wastage along supply chain. The use of genetically enhanced trees has made forestry provide high growth rate and resistance to pests, thus making production of wood sustainable. Plant biotechnology is also versatile as there are also industrial applications as bio factories to produce pharmaceuticals, vaccines, enzymes, and bio-based materials (Rischer et al., 2020).

The commercialization of the biotechnology products is pegged on regulatory acceptance, intellectual property controls, and commercial acceptance. There is an upward trend in the collaboration between seed companies and public research institutions to commercialize laboratory innovations into products that can be adopted by the farmers. Public-private partnerships have played a major role in biotechnological adaptation to local agro-ecological environments especially in developing nations.

Simultaneously, issues of market concentration and equal access have led to efforts geared towards open-source biotechnology and the national breeding program capacity building.

Economic reviews during the last five years have always shown that plant biotechnology produces net benefits of the increased yields, decrease in the input costs and augmentation of farm income, with uneven distribution of benefits among regions and production systems. In places where technologies meet the needs of farmers, there is a sense of regulation and where extension services facilitate the effective use, adoption rates are high. With the reduction in the cost and duration of development of genome editing, more diverse types of crops and traits will become commercially viable, including those not pertinent to global commodity prices but to regional food security.

To recap it all, commercial and agricultural biotechnology of plants has been a part of the modern agriculture. Biotechnology helps to solve global mind challenges like food security and climate change by enhancing productivity, resilience and sustainability. The long-term outlook of the use of plant biotechnology in agriculture will depend on continued alignment between scientific innovation, farmer priorities, regulation frameworks, and expectations of the society (Rischer et al., 2020; Varshney et al., 2021; Chen et al., 2024).

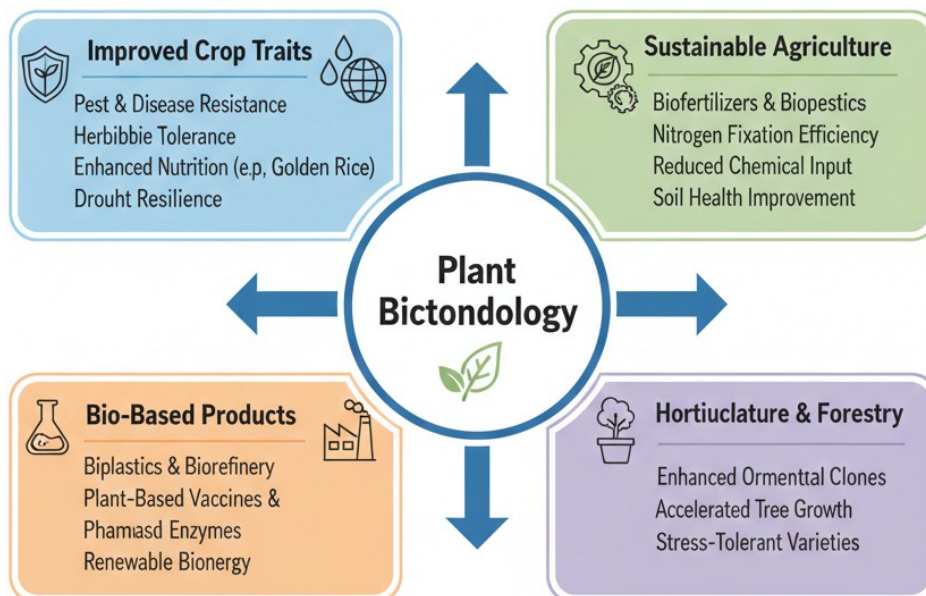


Figure 18. Agricultural and Commercial Applications of Plant Biotechnology



Plant Physiology under Changing Environmental Conditions

4.1 Modern Perspectives in Plant Growth and Development

Plant growth and development are key themes in modern plant biology, which embodies the combination of genetic, hormonal and environmental cues, which control the development of a fertilized zygote into a full-fledged organism. Growth is the quantitative change in size, mass and the expansion of plant tissues whereas development is the qualitative change in form, structure and functioning with time. Modern studies highlight the fact that plant growth and development do not exist in isolation, but they are mechanistically linked and extremely plastic to different types of cues (Li et al., 2025). Organogenesis, branching, and elongation are facilitated by coordinated cell division and expansion of specialized meristematic tissues which include root apical meristems and shoot apical meristems, in plants. These are modulated by complex loops of transcription factors, plant hormones, in particular auxins, cytokinin's, gibberellins and brassinosteroids, and signaling pathways, which combine internal developmental status with external environmental factors.

Among significant environmental cues, light affects development and growth. Phytochromes and cryptochromes are examples of photoreceptors that sense light quality, intensity, and duration to regulate photomorphogenesis the developmental program elicited by light that controls seedlings and adult plants alike. Photosynthesis and sugar metabolism, which supply the energy and carbon skeletons required to support biosynthesis and biomass accumulation, are regulated by light and connect environmental perception with metabolic status and developmental potential (Wu, 2025). Moreover, crosstalk between hormones can be required such that growth responses are correlated with aspects of development; an example is the auxin gradients that regulate root and shoot patterning and cytokinin's that control cell proliferation in growing tissues.

Development of plants is also extremely sensitive to the temperature and water supply and stress conditions tend to slow down or speed up specific developmental processes. An example of this is that high temperatures can accelerate flowering, change developmental schedules but water deficit can suppress cell division and growth to save resources. GRFs (Growth-Regulating Factors) and DELLA proteins are genetic regulators of growth in reaction to environmental stresses, which further supports the idea that growth and development are dynamic responses of molecular and environmental integration (Lazzara, 2024). Evidence-based on research is developing to show the involvement of reactive oxygen species (ROS) as developmental transitioning signaling molecules, especially when conditions are stressful and balancing of oxidative damage and signaling functions regulates gene expression and cellular responses.

Modern plant phenotyping instruments such as time-lapse photography and the use of artificial intelligence in morphological image analysis can provide a high-resolution prediction of growth trajectories at each stage of development, disclosing unfamiliar mechanisms of organ development, root structure and biomass distribution. These instruments have demonstrated that the increase of plants is not an addition process but one that is engaged in constant adaptations determined by the fluctuations in the environment. New growth models now have nonlinear responses to light, temperature, nutrient supply, and water availability, at a systems level of analysis which unifies physiological, molecular, and ecological scales of analysis.

The plasticity of development of a plant in reaction to environmental factors is a major theme of contemporary plant science. Plasticity enables plants to maximize the resource allocation, reproductive timing, and tolerance to stress leading to survival and reproductive success in a wide habitat. Epigenetic mechanisms contribute to this plasticity and transcriptional regulatory networks that remodel gene expression programs yet do not change the underlying DNA sequence to allow rapid acclimation and, in certain instances, transgenerational inheritance of adaptive phenotypes.

In general, the current approaches to the plant growth and development focus on the integrated perspective where genetic programming, hormonal regulation, environmental cues, and developmental plasticity interact to control plant morphology and functionality. The progress in molecular genetics, imaging methods and

computational modeling still elevates our knowledge of growth and development, providing insights into the mechanisms by which plants manage to survive in changing environments and providing avenues through which agricultural innovations can be used to confront the climate change and food security issues in the future.

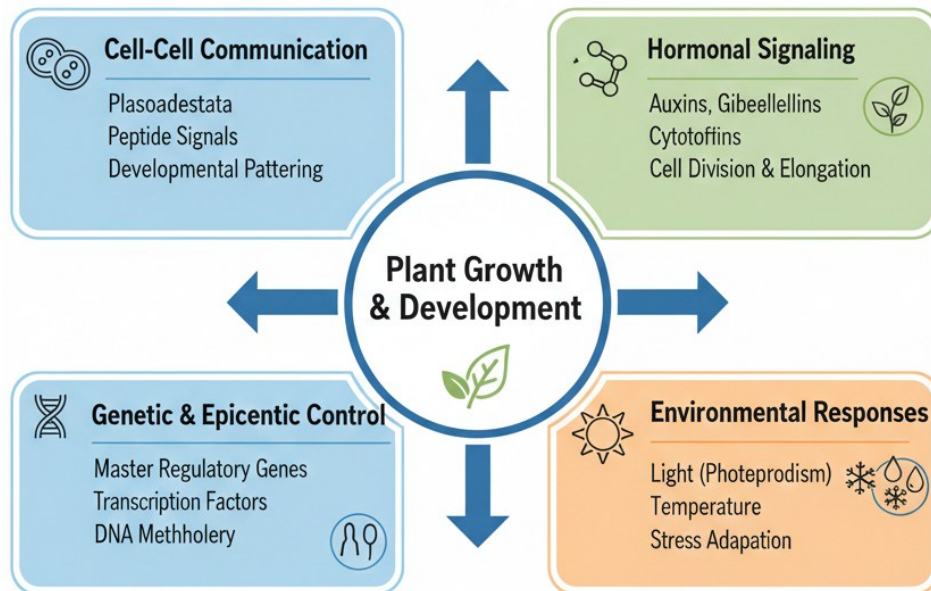


Figure 1. Modern Concepts of Plant Growth and Developmental Regulation

4.2. Responses of the plant to Abiotic Stress (Drought, Salinity, Heat)

Abiotic stresses like drought, salinity and heat are continuously subjecting plants to limitations on growth, interference with physiological processes and ultimately lowered productivity. The effects of these stresses are often complex and can be one or a combination of factors and require multifaceted responses that can combine sensing, signaling and acclimation processes at both cellular and whole-plant levels. Stress due to drought is the main factor which inhibits water availability, lowers cell turgor, impairs the movement of nutrients and causes the stomatal closure to minimize the loss of water. The phytohormone abscisic acid (ABA) controls stomatal, transpiration, and water balance under water deficit and activates signaling cascades to close stomata and reduce transpiration (Zhang, 2023). At the same time, drought stress triggers the osmotic adaptation by the accumulation of compatible solutes (proline and sugars) that preserve cellular hydration and prevent the damage of macromolecules in the absence of water.

Salinity stress also creates osmotic stress by reducing the availability of soil water potential and creates ionic toxicity, especially caused by sodium and chlorides ions. Plants react to this by stimulating ion transporter and compartmentalization pathways which trap toxic ions into vacuoles or by keeping them out of sensitive tissues, preserving metabolic processes. The production of antioxidants and stress proteins that reduce oxidative damage by reactive oxygen species (ROS) is also triggered by salt stress that builds up under ionic and osmotic stresses because of perturbed electron transport chains within chloroplasts and mitochondria. At high concentrations, ROS are damaging and at moderate concentrations, they can play a role as signal molecules, triggering transcriptional networks that mediate stress responses and reprogram gene expression.

Heat stress increases protein denaturation, membrane fluidity and metabolic imbalance which interferes with photosynthesis and respiration. Plants, in their turn, react to heat shock by producing heat shock proteins (HSPs) and chaperones that stabilize proteins and help in the refolding of denatured proteins to maintain cellular integrity. Heat stress also changes the composition of membrane lipids to remain fluid and triggers signaling cascades which involve calcium fluxes and mitogen-activated protein kinases that mediate downstream stress responses. Significantly the field conditions frequently involve a combination of heat and drought and when the two occur together they can be synergistically more harmful than either of the two stressors. Stomatal closure, inhibition of carbon assimilation, and retardation of reproductive development are enhanced by combined stress, which contributes significantly to loss in crop yields.

The perception and integration of stress signals is central to the abiotic stress responses. Cellular stress sensors present in cell membranes sense, respond to changes in osmotic pressure, ionic balance, and temperature and trigger signal transduction pathways, which transmit information using secondary messengers like calcium ions, ROS, and hormonal signals. These signaling pathways meet at stress-responsive transcription factors, such as DREB, NAC, and bZIP families, which coordinate expression of protective genes of osmoprotection, detoxification and growth regulation.

Plant reproductive development is also subjected to Abiotic stress. Stresses (drought and heat) at the critical stages of flowering may minimize the floral induction, damage the pollen viability, and decrease seed set, thereby decreasing the reproductive success

and productivity. Sensitivity of reproductive tissues to stress is a sign of their high energy consumption and low ability to recover after they are damaged. Therefore, the selection of cultivar traits that breed breeding to meet stress-tolerant criteria is increasingly selecting traits that are related to reproductive resilience, including steady flowering and greater mobilization of carbohydrates when faced with stress.

Metabolic acclimation is an inherent part of stress acclimation. During drought and salinity, plants restructure their main metabolic pathways to store energy and reached homeostasis in the cell. In a nutshell, the process of photosynthetic carbon fixation is suppressed to curb the photooxidative stress, whereas other pathways subsisting ATP synthesis and antioxidant synthesis are upregulated. The metabolomic analysis shows that stress leads to amino acids, organic acid, and and cell structure stabilizing effects.

The development of molecular genetics and genomics has also given many stress-responsive genes and regulatory pathways, which can be used to improve crops. The methods under transgenic and marker-assisted selection are being employed to introduce stress tolerance traits into elite cultivars. In addition, a knowledge of the natural variation in genotypic response to stress can help breeders to utilize adaptive alleles that would allow them to be resistant to water deficits and alkalinity.

Stress tolerance may come at the expense of growth since the resources that are devoted to protection can suppress vegetative growth. Further studies are aimed at breaking down these trade-offs and finding ways of increasing tolerance and reducing yield penalties. Also, climate change is likely to drive up the occurrence and severity of abiotic stresses, highlighting the urgency of creating robust crop systems based on integrative physiological, genetic and agronomic strategies. This kind of research will be necessary to protect the agricultural output and food security in the changing environment.

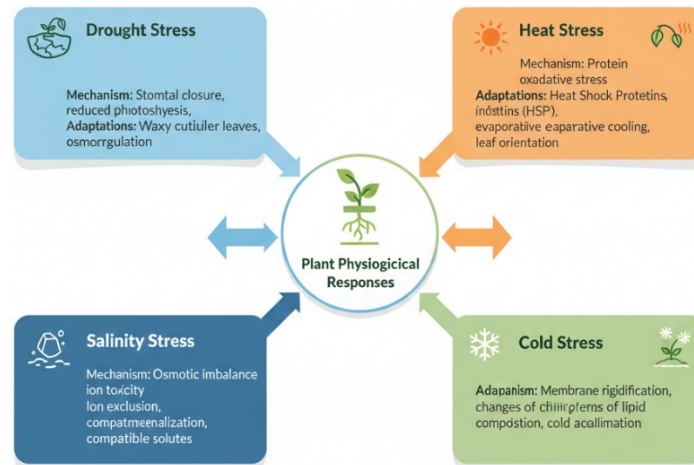


Figure 20. Plant Physiological Responses to Major Abiotic Stresses

4.3 Plant-Water Relations and Efficiency of Use of Nutsrients

Plant-water interaction explains the mechanisms through which plants obtain, transport and use water, which is a very essential resource in supporting photosynthesis, the movement of nutrients, cell enlargement and even regulation of temperature. Water penetrating into soil solutions flows to roots under influences of water potential gradient, and water is drawn into roots by specific transport proteins. After being in, water moves along the transpiration stream through xylem vessels to aerial organs. Transpiration, the process of water loss through stomata, results in a negative pressure, which forces water to rise, interconnected soil moisture supply with the capacity to exchange gases in the leaf and acquire carbon. It is important to use water efficiently and this is particularly vital when water availability is limited, plants use stomatal aperture to balance water loss with carbon dioxide uptake in photosynthesis to achieve water-use efficiency (WUE) which is the ratio of biomass or carbon fixed per unit of water lost.

Nutrient use efficiency (NUE) is the measure of how plants acquire, use and assimilate important mineral nutrients including nitrogen, phosphorus, and potassium so that they can grow and metabolize. NUE relies upon root architecture, transporter activity, inner nutrient distribution, and metabolic request which alter dynamically in reaction to environmental signals. The nutrient mobility and uptake directly depend on the presence of water in the soil as soil with sufficient water will increase the rate of nutrient diffusion to roots, and also ensure solubility of the nutrients in question; a condition of drought will reduce the mobility of the nutrients and consequently cause nutrient deficiency that

will compound the impact of stress. Water and nutrient resources are thus intertwined and improved management of these two resources is essential in maintaining the growth of plants and crop production.

Under water-limited conditions, plants change the construction of their roots to facilitate water and nutrient foraging. Elongation of root, development of lateral roots and growth of the root hair enhances the volume of soil that is explored to facilitate uptake of water and enable acquisition of nutrients at non-optimal conditions. Auxins and cytokinins are hormonal signals that control these morphological changes and focus resource acquisition strategies according to environmental situations. Moreover, mycorrhizal associations increase the practical absorptive area of roots, which captures water and nutrients especially phosphorus, which has low mobility in the soil.

Physiological processes and biochemical processes are also affected by water and nutrient interaction. As an illustration, nitrogen assimilation is an energy-demanding process that requires adequate amounts of water to promote transport and metabolism response. Drought stress decreases transpiration rates and therefore decreases nitrogen uptake and transport causing a decrease in leaf nitrogen content, decreased chlorophyll synthesis and the decreased photosynthetic ability. To increase NUE during water stress therefore implies increasing the root uptake capacity as well as internal nutrient mobilization to support metabolic activities at low external inputs. WUE can be enhanced by efficient nutrient management, which might involve balanced fertilization and applied in response to crop demand to maintain plant turgor and photosynthetic activity in water deficits.

Plants at the molecular scale utilize signaling networks, which integrate water and nutrient sensing to connect aquaporin activity, ion transporters and transcriptional regulators to change physiology based on available resources. The aquaporins are the membrane proteins which allow the water movement across the cell membranes which is regulated dynamically by the environmental signals and hormonal signal to suit water movement according to the demands of transpiration. Likewise, both nitrate and phosphate transporters are sensitive to nutrient and water condition and combine external information to maximize uptake and internal distribution.

It is especially important to have high WUE and NUE nowadays as the lack of water, as well as the lack of nutrients, remains a common issue under the conditions of modern

climate change, endangering agricultural output. Plans to improve both efficiencies comprise genotype selection to create deeper and more responsive root systems, breeding to decouple water loss and carbon gain, and agronomic methods that are more precise in irrigation, fertilization, and improvement of soil organic matter which enhances soil water retention and nutrient availability. With these methods, resource efficiencies are enhanced, as well as helping in the sustainability of the environment through the minimization of water withdrawal and the nutrient leaching into the waterways.

With new technologies such as sensor networks and predictive modeling, real time soil moisture and nutrient status can be monitored with adaptive management, based on crop demands, applied to adjust water and fertilizer application. In these integrated means, the wastage of inputs is minimized, the plants become more resilient, and this leads to sustainable intensification of the agriculture systems. In general, the study of plant-water interactions coupled with dynamics of nutrient utilization provides a comprehensive approach to the optimization of plant productivity in the changing environment.

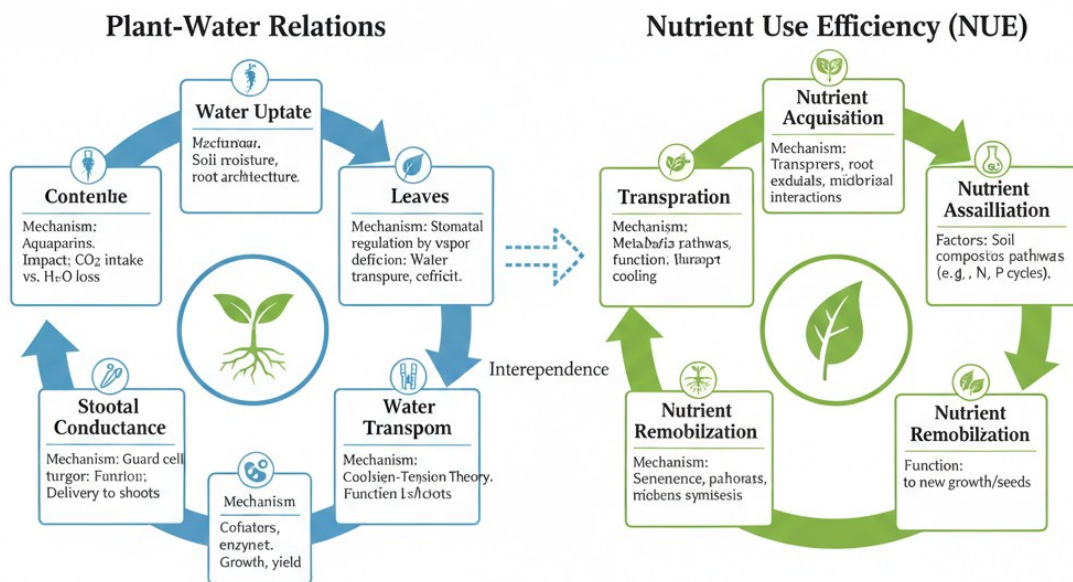


Figure 21. Plant–Water Relations and Nutrient Use Efficiency Mechanisms

4.4 Strategies of Photosynthesis and Productivity Enhancement

Photosynthesis is the principal process through which plants synthesize light energy to chemical energy resulting in growth, biomass accumulation, and consequently

agricultural productivity. In its simplest form, photosynthesis involves light-dependent acquisition of chlorophyll and other pigments, electron transfer through thylakoid membranes, and trapping of carbon dioxide in the atmosphere in carbohydrates via the Calvin-Benson cycle. The efficiency of natural photosynthesis in the majority of crop species, however, is significantly lower than the potential limits, mainly because of kinetic constraints of some key enzymes, including ribulose-1,5-bisphosphate carboxylase/oxygenase (Rubisco), and non-photo-chemical quenching and photorespiration. Photorespiration is a process that occurs when Photocatalyzed by Rubisco, oxygenation reactions occur instead of carboxylation, which results in the dissipation of energy and decreased net carbon gain, particularly in high light, temperature, and drought situations (Ort et al., 2022). Enhancement of photosynthetic performance is thus one of the primary objectives of improving crop productivity and resilience.

The last studies have been directed on genetic as well as agronomic approaches to improve photosynthetic efficiency. Genetic solutions involve alteration of the expression or structure of Rubisco to prefer carboxylation over oxygenation and the insertion of alternative pathways of carbon fixation. Other experiments, engineering C4 components of the photosynthetic machinery into C3 crops have demonstrated the potential to lower photorespiration and favor greater yield potential during heat and water stress. Additional approaches to gene editing include factors that regulate stomatal density and conductance to regulate CO₂ uptake and water loss to maximize internal carbon fixation and conserve precious water resources. Regulatory networks driving light harvesting and carbon assimilation pathways have been determined by transcriptomics and proteomics, and are additional potential targets of manipulation (Simkin et al., 2024).

Physiological knowledge is also being incorporated in agronomic procedures of improving photosynthesis and productivity. The interception and redistribution of light in crop canopies can be maximized by optimizing the canopy architecture by using planting density, row orientation, and cultivar selection to maximize the total photosynthetic capacity. High-level control of nitrogen, magnesium, and iron which are key parts of chlorophyll and electron transport proteins are provided in sufficient quantities to maintain a healthy photosynthetic apparatus. Timely irrigation water management aids stomatal functioning and minimizes stress-induced constraints on

carbon fixation, and this leads to long-term productivity in fluctuating climatic conditions.

Mitigation of photo respiration losses in addition to improving the carbon assimilation can also increase productivity. Synthetic photorespiratory which recycles glycolate more effectively than natural pathways has been shown to increase yield in controlled conditions but is yet to be successful in the field. These synthetic biology strategies demonstrate how re-wiring of biochemical networks can be used in addition to standard breeding and agronomic strategies to increase photosynthetic productivity.

The connection of photosynthesis and resource use efficiency underlines the fact that efficiency in productivity needs to be addressed in a holistic manner in terms of water, nutrient, and carbon dynamics. As an example, raising the level of chlorophyll without any change in the ratio of nitrogen distribution can reduce growth in case the availability of nitrogen is low. On the same note, the improvement of light capture should be accompanied by the mechanisms of heat dissipation to prevent photodamage at high irradiance. Recent studies indicate that photosynthetic enhancement technology coupled with stress-reduction technology, including the use of heat-resistant versions of several key enzymes and drought-responsive stomata, can provide synergistic productivity improvement, and perform well in less-than-optimal environments.

These approaches in many ways highlight the idea that photosynthetic productivity expansion cannot be achieved simply by raising carbon fixation rates, but rather must be an integrated activity matching genetic capabilities with environmental conditions, and management use. Through a combination of molecular engineering, precision agronomy, and state-of-the-art phenotyping, plant science is gradually breaking through traditional limitations to photosynthetic efficiency, and provides avenues to meet the ever-increasing global population and climate change through sustainable productivity growth.

4.5. Hormonal Signaling and Adaptation to Stress Mechanisms

Plant hormonal networks coordinate growth, development and environmental stress adaptation through regulating gene expression, cellular metabolism and intercellular communication. The hormonal pathways, including abscisic acid (ABA), auxins, cytokinins, gibberellins, ethylene, jasmonates, and salicylic acid are involved in complex developmental signaling cascades that combine growth-regulating

environmental signals with internal developmental responses to help plants to adapt to stress. ABA is central in the adaptation to stress, particularly drought and salinity. In case of soil water deficiency, ABA biosynthesis rises in roots and leaves, leading to stomatal closure to minimize transpiration, stress responsive transcription factors and the expression of protective proteins, as well as osmolyte biosynthetic enzymes. Such alterations aid to preserve water and stabilize cellular patterns, but extended ABA signaling can stop growth to resource allocation toward survival (Fujita et al., 2023).

Gradients of auxin control cell division and elongation and shape development and regulate responses to environmental signals. The root architecture is subject to change/alteration under stress conditions that can alter auxin distribution to improve water and nutrient exploration of soil. The stress-dependent growth decisions are fine-tuned by crosstalk between auxin and ABA pathways that maintains a balance in resource allocation between root growth and shoot maintenance. Antagonistic connections between ABA and cytokinins, which are usually recognized to be linked with cell division and shoot initiation, occur during stress adaptation. Lower cytokinin concentration during drought promotes root growth and endurance to stress, which demonstrates the process of hormonal balancing to modify the structure of plants in response to the environmental pressures.

Gibberellins control stem extension, seed germination and flowering and their concentrations are controlled during stress to suppress growth and save energy. Stress states tend to regress gibberellin production enhancing the abundance of DELLA proteins, growth repressors that nevertheless promote stress tolerance through stabilization of stress responsive gene pathways. Ethylene is a gaseous hormone and is quickly produced during a range of abiotic stress conditions and is also involved in signaling, which regulates senescence in leaves, root growth, and defense against pathogens. Ethylene couples with the jasmonate and salicylic acid pathways and in particular interacts with them when stress responses are combined thus representing the intricate network of hormonal signaling that influences adaptive responses.

Jasmonates and salicylic acid are components of stress signaling, especially in biotic stress, although also involved in abiotic responses in the regulation of antioxidant frameworks and stress-responsive genes. These hormones tend to interact with each other in an antagonist or synergistic relationship based on the type and timing of stress

and allow subtle adjustment of defense and growth pathways. As an example, jasmonate signaling promotes the expression of antioxidant enzymes during oxidative stress, which prevents the damage of cellular components, and salicylic acid regulates systemic acquired resistance that may provide broad-spectrum protection.

Receptor proteins, secondary messengers such as calcium ions and reactive oxygen species (ROS) and regulatory proteins mediate hormonal integration and transmit signals to the nucleus to activate the action of stress-sensitive transcription factors. Perception of stress by the membrane causes calcium influx which activates calcium-dependent protein kinases that regulate hormone biosynthesis and sensitivity. This is caused by hormonal cross-talk and makes growth choices to be dependent on environmental limitations and internal condition; this allows survival in the face of adversity.

New developments in omics technologies have shed light on the reprogramming of hormonal networks during a stress. Transcriptomic and metabolomic analysis shows a large scale increase in hormone biosynthesis gene and receptor expression in drought, salinity, and heat, and changes in metabolite profiles, indicative of hormone changes. Genetic research has also discovered important regulative genes that when manipulated can give the plant high tolerance to stress without drastically affecting the plants growth and development making it apparent that breeding or engineering crops to be a hormone-responsive crop is possible.

The practical implications of presenting the mechanisms of hormonal signaling and responses to stress adaptation can be used in crop improvement. The stress resilience can be improved by manipulation of hormone biosynthesis or sensitivity using breeding and genome editing, or exogenous use. Nevertheless, since hormones lead to various traits, special measures should be highly optimized to prevent unwanted growth punishments. The future of gene regulatory network modeling and high precision editing tools provide the avenues to harness the benefits of hormonal regulation engineering to better stress adaptation without affecting the productivity of the plant.

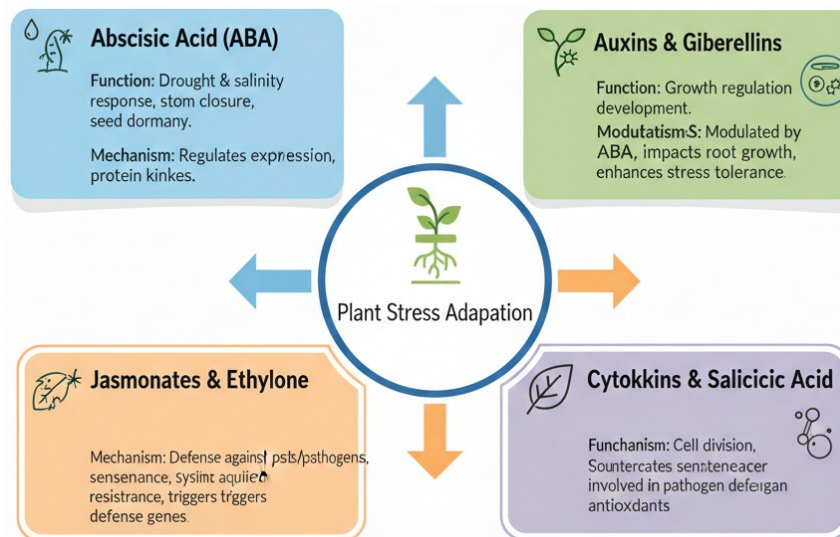


Figure 22. Hormonal Signaling Networks in Stress Adaptation

4.6 Physiological foundations of climatologically resistant crops

The climate-resilient crops refer to crops that are able to remain productive and stable under the fluctuating and extreme climatic conditions such as drought, high temperature, flooding, and soil salinity. Climate resilience has a physiological basis that is based on a compilation of morphological characteristic, metabolic adaptation, water-use, and stress-reduction mechanisms that are jointly employed to allow plants to smooth out environmental variation. Structure of root systems is an underlying determinant of resilience, where the more profound and extensive the root networks, the more access to soil moisture and nutrients during droughts. Some of the characteristics of climate-resilient crops include higher root length density, greater lateral root proliferation, and root hair formation which increase the amount of soil volume that roots can explore to enhance water and nutrient uptake under stress.

Resilience in the leaf scale is maintained by characteristics that maximize water consumption and safeguard photosynthetic apparatus. Stomatal coverages, density, size, and responsiveness to environmental signals affect the transpiration and carbon assimilation. Plants with moderate stomata conductance during water deficit can strike carbon gains in photosynthesis and minimize water expenditure. Besides stomatal control, leaf anatomical characteristics like the existence of thicker cuticles and higher mesophyll cells packing develop physical obstacles that lower water loss and enhance heat tolerance.

Physiological resilience is also linked with metabolic measures that reduce effects of stressors. In response to drought and elevated temperature, plants accumulate compatible solutes including proline, glycine betaine and soluble sugars, which stabilize proteins, membrane protection as well as cellular hydration. These osmoprotectants act as molecular chaperones which retain cell integrity in dehydration and rehydration processes. The enzymes involved in antioxidant systems (such as superoxide dismutase and catalase) inactivate reactive oxygen species that are produced under stress conditions, preventing the oxidative damage of lipids, proteins, and nucleic acids.

Another important element of climate-resilient physiology is photosynthetic resilience. Improved thermal stability of photosystems, effective conduct of electrons and preservation of Rubisco activity during heat and drought stress are aspects that lead to the process of sustained fixation of carbon. There are other crops with alternative carbon fixation mechanisms or altered isoforms of enzymes to make them less susceptible to photorespiration and to work better in high light and high temperature environments. Indicatively, C₄ photosynthesis benefits water and nitrogen use efficiencies and forms a paradigm on how to transplant resilience characteristics in C₃ crops.

The key role in the coordination of physiological responses to climate stress is played by hormone regulation. Abscisic acid is a water stress hormone that builds up as a result of water deficit, open stomata, and expression of stress intensity genes of response to osmotic and protective proteins. Hormonal pathways such as ethylene pathway, jasmonates pathway, and salicylic acid-crosstalk to regulate growth and defense responses enabling plants to switch on survival pathways and retain essential metabolic processes. Resilience is therefore dependent on hormonal balance which allows plants to switch between growth and stress conditions depending on environmental responses.

Climate resilience also depends on hydraulic characteristics. The Xylem structure and functionality affects the capability of the plant to conduct water in the root to aerial structure under tension. Durable genotypes may have xylem that is resistant to cavitation, or the creation of air bubbles that block the flow of water, to sustain hydraulic conductivity in drought conditions. Characteristics include reduced diameter of vessels and greater redundancy of these vessels which makes it less vulnerable to cavitation and allows water transport to be sustained in dry periods.

The intersection of nutrient uptake and use efficiency and climate resilience lie together. Sufficiency of nutrients status leads to increased tolerance to stress through the aid of metabolic functions and structural integrity. The examples of this are that nitrogen and magnesium are instrumental in the production of chlorophyll and enzymatic processes and potassium controls stomatal activity and osmotic pressure. Resilience is also brought about by phenological adjustments. The alternatives to climate-resilient crops could be altered developmental timing of crops, which could require an earlier flowering, faster grain fill, to evade the most stressful points. These phenological changes indicate adjustive mechanisms that coordinate sensitive developmental stages and appropriate environmental periods of the environment, enhancing reproductive success.

Physiological phenotyping is becoming more essential in breeding climate-resilient crops to measure physiological phenotypes (root depth, stomatal conductance, osmotic adjustment, and antioxidant capacity). These measurements with love of genomic data inform the selection decisions which bring together physiological toughness and yield potential. The development of sensor technologies and remote phenotyping fosters faster trait evaluation by the respective importance of environments and breeders can, therefore, identify genotypes that can consistently operate in stressful conditions.

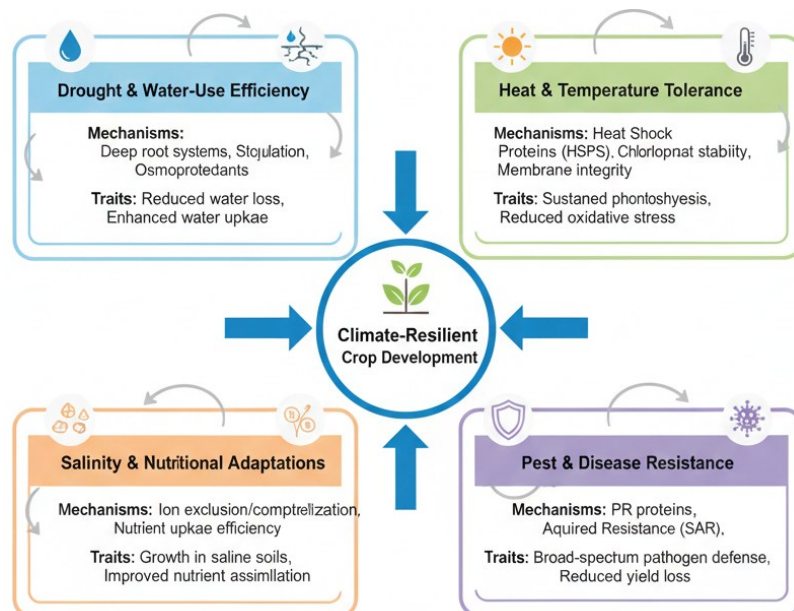


Figure 2. Physiological Basis of Climate-Resilient Crop Development

Innovations in Plant Ecology and Environmental Botany

5.1 Contemporary Concepts in Plant Ecology

Plant ecology has integrated into a form of study that deals with exploring the interactions between plants, their environments as well as other organisms at various scales in space and time. Current plant ecology focuses on more than just the responses of plants to abiotic and biotic environments and also on the ecosystems created by plants via feedback processes in which plants modify nutrient cycling, energy flow and structure. Contemporary ecological studies combine classical descriptive ecology with quantitative studies including functional trait analysis, remote sensing, and predictive modeling to unravel the patterns of plant distribution, abundance, and performance in the heterogeneously structured landscapes (Pérez-Harguindeguy et al., 2022). Functional traits morphological, physiological, or phenological traits that affect fitness are the focus of existing ecological models since they provide connections among species traits and ecological mechanisms and environmental gradients.

The change in models towards trait-based models and ecosystem-centered models can be regarded as one of the key concepts. Trait based ecology is concerned with plant characteristics that are measurable including leaf mass per area, wood density, or root depth to determine the response of plant populations and communities to stressors like drought, nutrient limitation and disturbance. These trait syndromes are useful in understanding the rules of community assembly and the operation of ecosystems in the regions that have different climates or land-use histories. At the same time, the analysis of plant networks and contact webs puts an emphasis on the idea that the ecological consequences are the result of the overall impact of interactions between species and not the product of species-specific reactions.

The other trend today is the growing popularity of scale dependency. The ecological processes controlling the response of plants: competition, facilitation, and dispersal, are observed both on the level of single organs and biomes. The now more sophisticated

statistical and computational methods allow researchers to combine data at different scales, allowing to correlate fine-scale physiological data with landscape-scale vegetation change patterns. Indicatively, spatial ecology models help integrate geospatial climate information with the plant functional characteristics to predict changes in the community composition given the climate change conditions to improve management and conservation.

Ecological stability and resilience have been put in sharp focus due to climate change and anthropogenic disruptions. Resilience is the ability of the plant communities to absorb the disturbances and reconfigure without losing the required functions. To explain the resilience of ecosystems in relation to the drought, fires and invasion of species, ecologists explore the processes of resilience including diversity-mediated buffering and trait redundancy. The research on biodiversity-ecosystem function supports the argument that productivity and nutrient cycling can be stabilized with the introduction of species richness and evenness, particularly in changing resource environments.

Ecosystem engineering is also a part of contemporary plant ecology, in which plants manipulate their environments in such a fashion that they influence other species. The examples are in the form of nitrogen-fixing legumes that increase the soil fertility and woody shrubs that modify the micro climate conditions which shift the course of community development. These vegetation-based responses play vital roles in comprehending successions, habitat recovery, and ecosystem sequence.

Ecologists are increasingly considering the role of human systems in plant ecology in the context of socioecological interactions that affect plant communities based on land management, agriculture, urbanization, and policy. More holistic sustainability pathways are facilitated by socioecological models assessing the relations between human choices, economic incentives, cultural practices, and the functioning of plant communities and ecosystems.

In general, the modern plant ecology is not limited to descriptive natural history but includes the mechanistic, predictive, and integrative science, which is concerned with the interconnections among physiology, evolution, and ecosystem dynamics. Plant ecology can offer a contribution to the study of biodiversity loss, effects of climate change, and sustainable management of the ecosystem through the use of trait-based

methods, multiscale modeling, and focusing on the concept of resilience and interactions between humans and the environment.

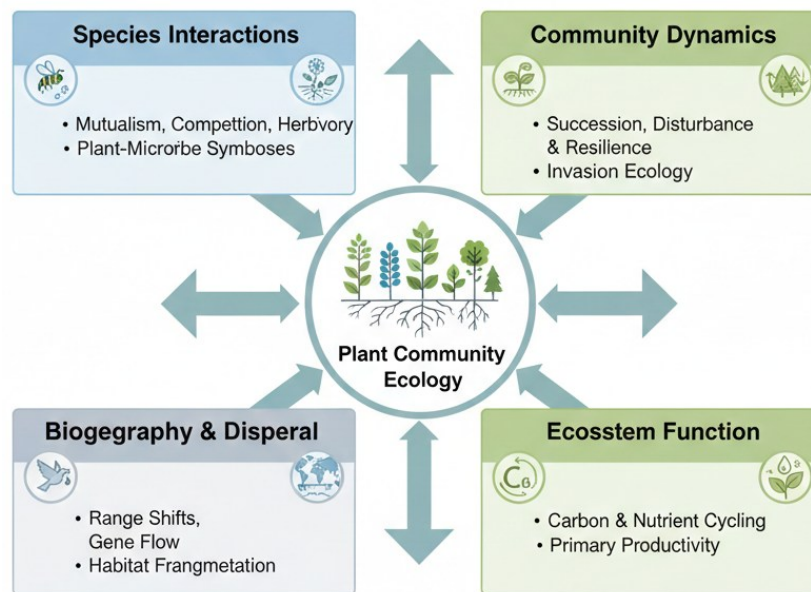


Figure 1. Contemporary Ecological Concepts in Plant Communities

5.2 interactions between plants and microbes and plants and animals

The exchange of plants and other organisms, microbes and animals, are the focus of the ecological processes and evolutionary consequences. The relationships between plants and microbes can be between mutualistic symbioses like mycorrhizal fungi and nitrogen-fixing bacteria and antagonistic interactions such as pathogens inducing immune responses in plants. Mycorrhizal relationships, especially arbuscular mycorrhizae, increase plant nutrient uptake- namely phosphorus- and in exchange carbohydrates of the host and hence making the plant more fit in nutrient-deficient soils. These mutualisms affect the distribution of plants and community structure and the nutrient interactions of an ecosystem, and recent studies indicate that mycorrhizal networks may bridge across plant species, where interplant nutrient exchange and communication occur (van der Heijden and Horton, 2021).

The rhizosphere microbiomes are also part of the plant–microbe interactions, as they are complex communities of bacteria and fungi that reside in the zone of soil triggered by root exudates. Patterns of root exudation determine microbiome composition and activity, which may provide stress tolerance, soilborne pathogen suppression or promotion of water and nutrient uptake. Such interactions are dynamic and evolve with

plant developmental stage and environmental conditions and the establishment of useful microbiomes is a promising future of sustainable agriculture via microbiome engineering.

The pathogenic microbes which are fungi, bacteria and viruses pose challenges to the survival of plants by initiating the immune responses like pattern-triggered immunity and effector-triggered resistance. Plants use immune receptors and signaling pathways, which identify pathogen-associated molecular patterns and cause defense cascades, which frequently involve hormonal cascades such as salicylic acid and jasmonic acid signaling. The knowledge of these molecular conversations aids breeding and biotechnological interventions, which result in improved disease resistance without growth retardation.

The interactions between plants and animals are very diverse with a range of ecological processes such as herbivory, seed dispersal and pollination. Physical defense (thorns) and chemical defense (secondary metabolites) are examples of physical and chemical adaptation to homogeneous herbivores, respectively. The changes in herbivore behavior and population relationships between plant characteristics and ecological stability tie the food web complexity to these defenses. In contrast, herbivory may cause compensatory growth, or provoke volatile organic compounds evolution, which attract natural predators of herbivores, which evidences the dynamic character of ecological feedbacks.

Affiliative relationships with pollinators play a critical role in the reproduction of most flowering plants. Pollinators including bees, butterflies, birds, and bats promote movement of genes between plant groups and alter genetic variation and fruitfulness. The recent research in pollination biology has become more and more interested in behavioral ecology combined with phenology and climate science to explain how temporal discrepancies between flowering and pollinator functionality influence the reproductive success of plants in changing climates.

Animal dispersal of seeds can influence the space allocation of plants, gene flow, and settlement of new environments whether by ingestion, retention, or caching. Frugivores sow seeds to sites where conditions of establishment can be positive, and granivores can affect seed survival and recruitment success. These dispersal mutualisms have cascading landscape composition and successional paths.

Importantly, interrelations between plants, microbes, and animals are related. Indicatively, the impact of herbivores may include the modification of root exudation and the composition of microbiomes, which subsequently affects nutrient availability and immune responses of the plants. Equally, plant volatile emissions might affect the pollinator activity and also attract or repel microbial colonizers. These interaction layers highlight the complexity of the ecological networks in which the traits of plants, microbial communities, and animal behaviors are co-evolutionary.

Interaction dynamics are being transformed by climate change and habitat change. Changes in temperature and precipitation determine microbial processes in soils, pollinators phenology, and herbivore movements, changing ecological processes. These changes are critical to comprehending their impact on ecosystems to be useful in predicting ecosystem responses, conserving biodiversity, and developing management practices that facilitate resilient plant-microbe-animal networks.

Recent developments in molecular technologies including metagenomics, stable isotope labelling, and high-resolution tracking methods can offer unprecedented understanding of these interactions on genetic, organismal, and community levels. By combining these tools with ecological theory, we have an improved capacity to explore, manage and safeguard the intricate biotic interactions that form the foundation of ecological functioning.

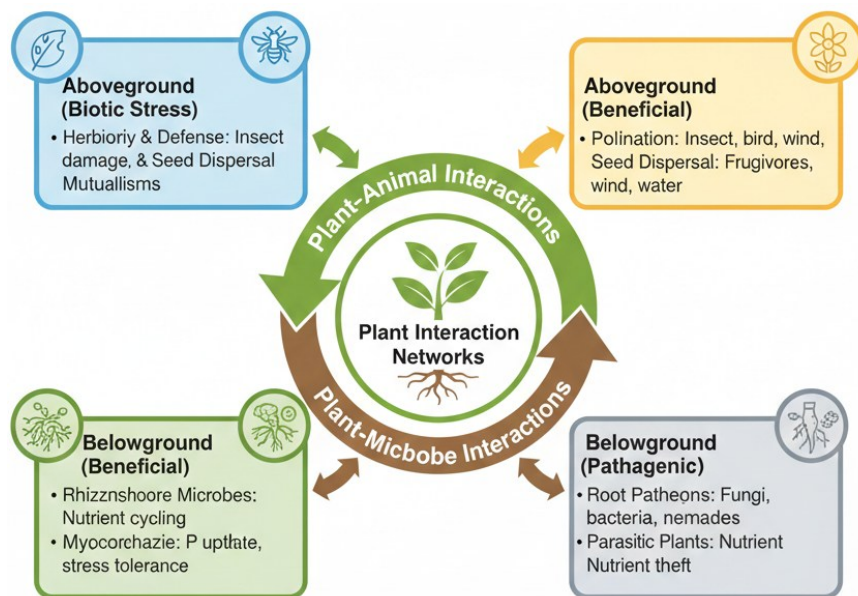


Figure 2. Plant-Microbe and Plant-Animal Interaction Networks

5.3 The services that plants provide to an ecosystem

Plants are the sources of essential ecosystems that support life on the planet and human well-being. Ecosystem services are generally divided into provisioning, regulating, supporting and cultural services with plants making significant contribution in all the four services. The services provisioning involves manufacturing food, fiber, fuel and raw materials. Crop plants and wild edible species are a source of calories, proteins and micronutrients needed by humans in their diets, and timber, fibers, and plant-based pharmaceuticals are the foundation of economic sectors and livelihoods worldwide. Medicinal plants and non-timber forest products form the basis of health care and source of income to many communities, especially in the rural areas.

The regulating services are the effects of the vegetation on the climate, water and the quality of the air. Plants also control carbon dioxide in the atmosphere by photosynthesis which traps the carbon in biomass and soils; the carbon sequestration helps curb climate change through a decrease in greenhouse gas emissions. Forests and grasslands also affect the climate of regions through altering the albedo on surfaces, evapotranspiration rates, and moisture recycling, which affect the distribution of rainfall and stability in the microclimate. Pollutants in the air are filtered by vegetation to enhance air quality by trapping particulate matter and absorbing gaseous pollutants nitrogen oxides and ozone by trapping them through the surface of leaves.

Plant communities create plant roots and soil structures that control water flows, which decrease soil erosion and improve groundwater recharge. Riparian vegetation stabilizes the banks of streams, minimizes the transportation of sediments as well as safeguarding aquatic environments. Wetland plants enhance the quality of water by capturing sediments and converting nutrients through microbial decay that offers natural filtration services to the human water resources.

Supporting services are ecological processes that sustain the biodiversity and ecosystem functioning. Plants are the foundations of food webs, source of energy and home to the countless numbers of objects, microorganisms as well as large herbivores. Primary productivity is transformation of solar energy into biomass by the plants and is what makes trophic dynamics and ecosystem productivity. Plant diversity improves the resilience of the ecosystem, which allows the systems to continue functioning even when there is a perturbation in the environment. Multidimensional communities of plant

life tend to sustain a higher diversity of insects and birds as well as mammals due to avenues and micro-habitats.

Plants also add to the nutrient cycling due to litter decomposition, root turnover or interactions with decomposer organisms. The litter of the leaves and roots that have died off provide organic matter that makes the soils rich in carbon and other nutrients, sustaining the microbial communities that enhance the cycling of nitrogen and phosphorus. These processes in the soils contribute to the increased fertility and constant production in the natural and agricultural ecosystem.

Such cultural services that plants offer are aesthetic, recreational, and spiritual values. Natural landscapes and green parks provide spaces of recreational activities, tourism, relaxation, and artistic inspiration, which improve the quality of life and mental health. The rich interconnection between people and plants is supported by the fact that many cultures consider plants to be the key aspects of spiritual practices, symbols, and traditional knowledge systems.

Plants too contribute to human adjustment to change of environment. Greening and reforestation programs in urban areas offer better climate resilience through minimizing urban heat islands, better stormwater management and greater carbon storage. Agroforestry regimes are systems including both trees and crops as well as livestock to provide a combination between provisioning and regulating services to facilitate food production in addition to improving soil health and biodiversity.

Plant-mediated ecosystem services are also economically significant and not valued when those services are not traded in markets. In valuation studies, the benefits involved in conserving or restoring plants include carbon storage, water purification, and pollination services, which demonstrate that the returns on a society on investments in plant conservation and restoration are high.

The ecosystem services are threatened by threats to plant biodiversity, such as loss of habitat, invasive species, pollution, and climate change. Plant loss lowers resilience and may result in disruption of ecosystem processes including nutrient cycling and insect pollination, and has cascade consequences on human health. The use of conservation policies that safeguard the native vegetation, revitalize the degraded ecosystems in addition to supporting the sustenance of plant life are necessary in ensuring the

maintenance of ecosystem services that both the natural system as well as human society rely on.

To sum up, plants are essential sources of ecosystem services that sustain, control, promote, and enrich life on the planet. Their ecological functions support the most vital processes that keep the ecosystems and human communities alive, which makes conservation of plant diversity and establishing sustainable land management one of the urgent issues.

5.4 Climate Change Effect on Vegetation Pattern

Climate change is quickly redefining patterns of vegetation across space and time by changing the climatic envelopes defining the range of species, changing disturbance regimes (including fire and storm) and changing biotic interactions that organize vegetation communities. Increased mean temperature and changed precipitation patterns also cause poleward and elevation changes in species distributions as plants follow newly favorable climate conditions, species at the edges of a range or in mountain tops are especially vulnerable due to lack of other colder and higher habitats, causing local extirpation and community replacement (IPCC, 2023). Along with progressive changes, more and more frequent extreme events, heatwaves, prolonged droughts and heavy downpours produce periodic waves of death and precipitous vegetational changes. As an example, frequent extreme droughts undermine the well-being of trees, enhance the spread of bark beetles and their demise, and may lead to dieback turning forests into shrublands or grasslands, with the impact on the ecosystem functioning and carbon balance (FAO, 2022).

It is also a ubiquitous signature of vegetation change under the influence of climate: numerous species, now assume an earlier or later leaf out date or flower-onset or senescence, changing the timing-relation between interacting species, including pollinators and herbivores and seed distributors. The effect of phenological mismatches has the ability to decrease reproductive fitness and change competitive hierarchies among communities, cascading at trophic levels. Moreover, high atmospheric CO₂ is interacting with temperature and water supply to affect physiology of the plants and competitive interactions; although high CO₂ may increase photosynthetic rates and water-use efficiencies in individual species, the overall effect of the atmosphere on

communal structure is circumstantial and mediated regularly by nutrient access and particular species responses (IPCC, 2023).

Climate change is itself redefining disturbance regimes. Rising temperatures during the winter and arrival of the spring may extend fire seasons and risk fire in most areas; more frequent and intensified fires favor species adapted to fire and may cause vegetation to change to more open or early successional forms. The rise in sea-level, saltwater intrusion, and changed hydrology are causing freshwater marshes to become brackish or salt marsh, forcing out species that cannot endure high salinity and alters habitat accessibility to reliant animals in coastal and wetland environments. Correspondingly, thawing of permafrost at high latitudes liberates carbon stored and changes the hydrology and substrate stability allowing woody encroachment in tundra in certain regions and destabilizing it in others.

Vegetation responses are also mediated by species interactions and invasion dynamics. Climate change may enable the invasion of new areas of interruptive plants where climatic inhibition had constrained its establishment; invasive species can be more competitive with native plants in conditions of changed disturbance regimes and resource availability, and compositional change occurs faster. At the same time, asynchronous shifts can cause the disruption of mutualisms like mycorrhizal associations and pollination networks, undermining the performance and regeneration of plants in certain communities.

There is an increasing realization that modeling techniques combining species distribution models, dynamic vegetation models and empirical monitoring acting as non-linear with a threshold and feedback dependence on vegetation. Of particular interest is tipping points, in which small increments of climate forcing can cause large-scale, fast changes in an ecosystem, which can be hard to reverse, and can cause a release of stored carbon, which will exacerbate climate change. It is stressed in the projections that the areas with intense warming and high-level human pressure will be particularly prone to significant vegetation changes during the next decades (IPCC, 2023).

Management and conservation should thus shift off the plane of simply preservation to the dynamic approaches that predict change; assisted migration of endangered species; landscape connectivity to support range shifts; nonregulated disturbance regimes to

minimize the probability of making sudden transitions. Remote sensing and long-term plots are essential to monitor vegetation change and provide a warning of impending change to inform adaptive management, which can be done through monitoring systems that combine the three. Finally, future climate vegetation patterns will be a product of species-level adaptation ability or mobility, changes in disturbance and biotic interaction regimes, and human reactions that will provide landscapes and landscape resilience (IPCC, 2023; FAO, 2022).

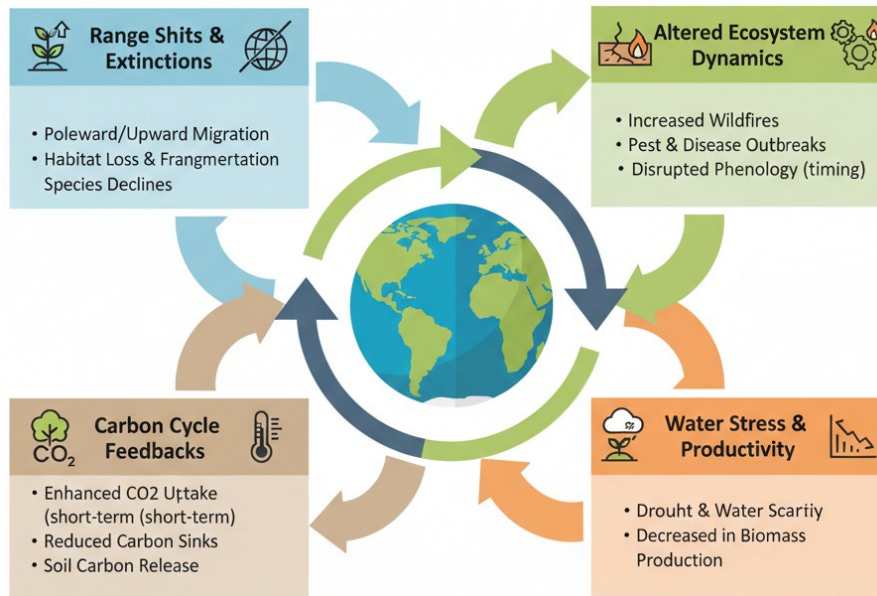


Figure 3. Impact of Climate Change on Global Vegetation Patterns

5.5 Restoration Ecosystem and Preservation plans

The challenges of a changing climate are increasingly starting to inform restoration ecology and conservation strategies, which propose strategies that will help to make ecosystems more resilient, recover lost functionality, and cope with continuous environmental change rather than merely trying to restore the systems to historical levels. Modern restoration is focused on realistic objectives, like restoring soil stability, hydrological control, native biodiversity, and important ecosystem services, but it acknowledges that the species assemblage that meets these functions in any given future climate may not be the same as that of the past (Hodgson et al., 2021). This utilitarian view endorses aiding with the colonization or facilitation of viable genotypes when natural recolonization would probably not occur in the management time periods.

Successful restoration includes site preparation and species selection. Locally adapted seed sources are increasingly being used by practitioners with genetic diversity being used to enhance the ability to adapt, in certain applications the combination of regional provenance with drought tolerant genotypes can be used to hedge against unpredictable future climates. Restoration of soil health, including organic amendments, erosion control and re-establishment of soil microbial communities is necessary since plant growth and survival relies on processes occurring beneath the ground, which facilitate nutrient cycling and water retention. The re-establishment of mutualistic relationships, especially mycorrhizal fungi and rhizosphere microbiomes, is an increasing priority, since these symbionts benefit plant nutrient uptake and dissipate stress, and consequently increase restoration success (van der Heijden and Horton, 2021).

Landscape-level measures like enhancing connectivity of habitats and establishment of ecological networks promote the movements and gene flow of species and allow them to evolve naturally and alter their ranges. Connectivity is especially valuable with species with restricted dispersal or fragmented habitats, and corridors created between habitats or stepping-stone habitats may lower the risk of extinction. The other aspect of conservation strategies is the focus on refugia, or microclimates or landscape features that stabilize climatic extremes, to conserve endangered species and to retain reservoirs of regional biodiversity.

Restoration success is dependent on adaptive management and monitoring. By applying the concept of restoration as an iterative process, i.e., actions are seen as experiments and tracked and modified according to the results, learning is faster and the long-term performance is enhanced. Powerful monitoring systems integrate field measurements with remote sensing and citizen science to assess vegetation cover, species composition and functional indicators within appropriate periods. Climate projections in combination with species-trait data and socioeconomic restrictions can be combined into decision-support tools that assist managers in prioritizing sites and interventions that are most likely to be beneficial.

The integration of socioecological factors is essential: the results of the restoration are determined by the involvement of local stakeholders, the system of governance, and economic incentives. Considering local and indigenous knowledge in the planning of restoration has the benefits of increasing cultural relevance and has the potential to

enhance ecological results. Ecosystem services and community-based restoration programs as well as co management arrangements ensure that conservation objectives go hand in hand with livelihoods, and long term stewardship.

Large-scale restoration effort is being boosted by policy instruments, such as expansion of the protected areas, sustainable land-use planning, and incentives to restore the agricultural lands. The Bonn Challenge and the UN Decade on Ecosystem Restoration are global initiatives that facilitate resources and organization to achieve ambitious restoration goals. Nevertheless, to have significant ecological recovery, the effectiveness needs to be considered and the restored areas need to be providing functional value, as opposed to merely adding nominal cover.

There will always be trade-offs: where the emphasis is placed on fast growing species as a quick cover, this may offer benefits in erosion control, but it may lead to a decrease in biodiversity in the long term. Such restoration should then be initiated under climate change conditions with a balance of short-term stabilization and long-term resilience with mixed strategies to have pioneer species to perform the immediate functions and low-growth rate natives to maintain stability in the future.

Overall, contemporary restoration ecology is a combination of ecological knowledge, genomics, social interaction, and adaptive governance to restore functioning ecosystems. Restoration and conservation approaches can appreciate the rapidly changing world by improving biodiversity and ecosystem services through focusing on functional outcomes, improving connectivity, revitalizing soil and symbiotic practices, as well as integrating human dimensions (Hodgson et al., 2021; van der Heijden and Horton, 2021).

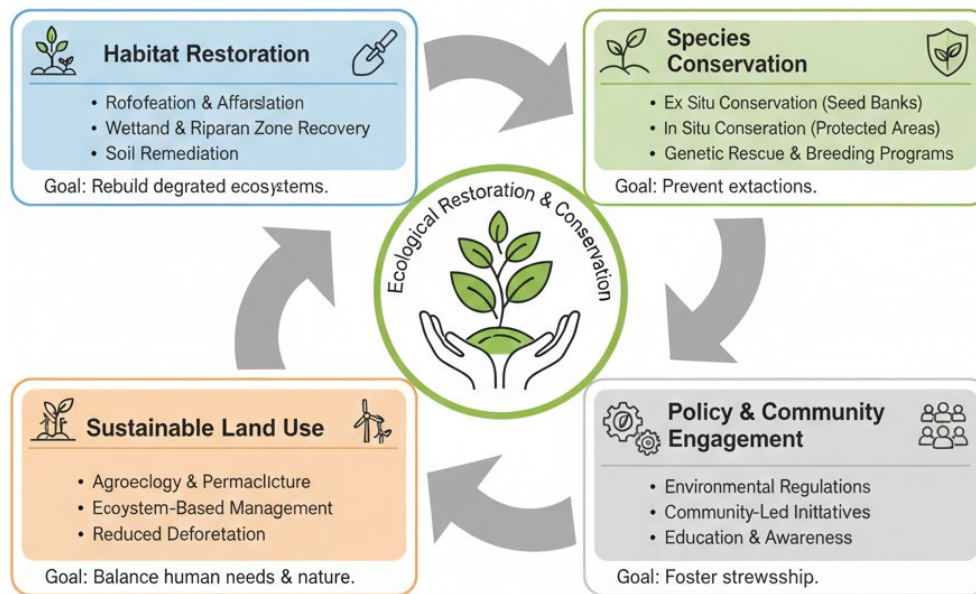


Figure 4. Ecological Restoration and Conservation Strategies

5.6. Remote Sensing and ecological tool

The remote sensing and ecological monitoring tools are now essential in tracking vegetation behavior, mapping and reporting on ecosystems, as well as at the local plot scale up to the world. Satellite systems (e.g., Landsat, Sentinel, MODIS) offer repeated, wall-to-wall coverage that allows land-cover change, phenological change, biomass dynamics, and disturbance events (e.g., wildfires, insect outbreaks, etc.) to be detected. The spatial, spectral, and temporal resolution of changes enable scientists to observe the fine-scale variations in canopy structure, chlorophyll content, and moisture dynamics to predict early warning signals of forest degradation and agricultural stress (Zhu et al., 2022).

Unmanned aerial vehicles (UAVs or drones) are used as a supplement to satellites in providing extremely high-resolution images and the ability to deploy them flexibly to specific areas to accomplish targeted surveillance. Multispectral, hyperspectral, thermal, and LiDAR sensors on drones record three-dimensional canopy structure, understory structure, and microtopographic change, which can guide the success of restorations, biomass modeling, and habitat description. LiDAR specifically discloses vertical structure which is essential to understanding both carbon stocks and complexity of habitat- variables with weak prediction using multispectral imagery alone.

Combination of ground-based observations (flux towers, plot networks, and citizen science) with remote sensing is beneficial to the model calibration and validation. Flux tower Networks offer real-time data of carbon, water and energy exchanges between the ecosystem and the atmosphere that bridges remotely measured proxies, to ecosystem processes. Ecological research plots and networks (e.g., ForestGEO, ILTER) are long-term studies providing both species-level and demographic information that place remotely sensed patterns into context and allow a mechanistic interpretation.

Machine learning algorithms that are trained using a combination of satellite, drone, and ground data can identify vegetation types, biomass, and even disease or stress signals with a high degree of accuracy. Combinative strengths in data fusion methods that incorporate optical, radar, and LiDAR data include: radar is able to see through the clouds and show structural characteristics, optical sensors record the spectral information of physiology, and LiDAR measures the vertical structure.

Hyperspectral imaging, flying on airborne platforms, and more recently on spacecraft, measures hundreds of fine spectral bands that distinguish biochemical and physiological characteristics, including the concentration of pigments, water, and nutrients. These spectral fingerprints make it possible to map functional traits on landscape scales providing trait-based ecology based on remote observations as well as biodiversity measurements in cases where species lists are not complete.

Satellite missions and open data policies are emerging and increase the ability to monitor. Next-generation constellations and small-sat (CubeSat) networks enhance revisit frequency, enhancing detection of quick changes. Google Earth Engine as a form of cloud computing make petabytes of imagery and processing tools accessible democratically, allowing researchers and practitioners who lack local infrastructure to perform a scale analysis.

Applications in operation have been in agricultural applications, yield prediction and stress detection, forest carbon accountability to mitigate climate change, and biodiversity mapping to support the conservation plan. Remote sensing supplies information to decision support systems of resource managers to enable them be able to make specific interventions, like precision irrigation, mitigate fire risks, and focus on restoration activities.

Successes are not without difficulties: the connections between spectral signal and species identity and activity in different ecosystems require strong training data and noise can be brought in by atmospheric conditions or sensor restrictions. Also, there is unequal access to higher-resolution commercial information and computing power, and this creates capacity issues in certain areas. However, with ongoing advances in sensorial technology, analysis applications, open data architecture, and similar developments, remote sensing is emerging as the pillar of contemporary ecology and practical landscape management (Zhu et al., 2022; Turner et al., 2021).

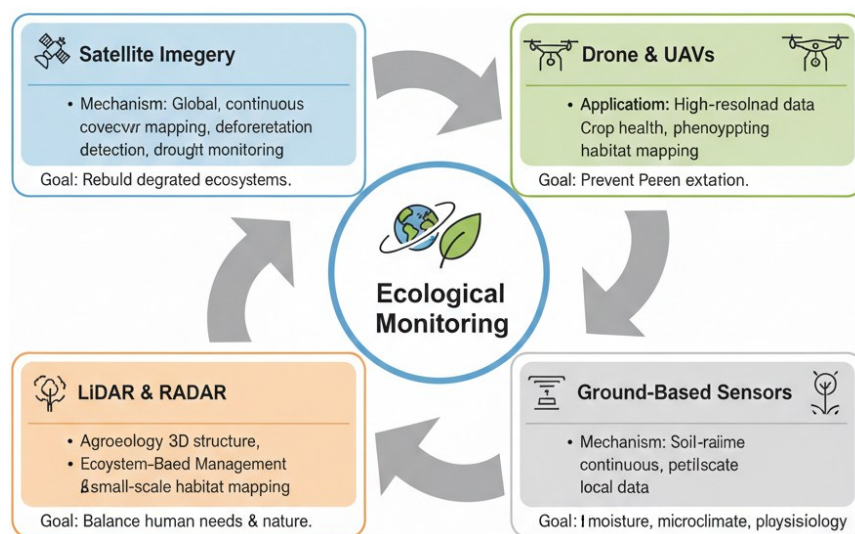


Figure 5. Remote Sensing Tools for Ecological Monitoring

Emerging Trends in Agricultural and Crop Sciences

6.1 Smart Agriculture and Precision Farming Technologies

Precision farming technologies and smart agriculture are a collection of new technologies that are changing the nature of how crop production systems are observed, controlled, and optimized in real time using data, connectivity, and automation. The core of smart agriculture lies in the combination of information and communication technologies (ICT), sensors, robotics, and decision-support tools that allow optimizing the management of the site and use of resources (Cropin, 2025). Smart agriculture, in particular, precision farming, involves the utilization of GPS, remote sensing, Internet of Things (IoT) sensors, and machine learning models to measure and process variations in fields in terms of soil, moisture, crop health and weather. This will allow farmers to only use water, fertilizers, and pesticides when and where required, which will minimize waste, costs, and environmental impact and increase yield and input efficiency.

The main task of many precision agriculture equipment consists of global positioning systems (GPS), which direct the tractors and machines on the correct route to either plant, fertilize, or harvest, and steer and apply inputs automatically and with variable rates depending on the spatial field information (GAO, 2024; AgrinextCon, 2025). Multispectral and thermal imaging cameras on drones are finding increased applications to monitor all types of crops on a high-resolution scale, early detection of pest and disease outbreaks, and examine the health of the canopy. The drones also record images, which, with the help of AI algorithms, can recognize areas of stress in fields that cannot be seen with the naked eye, and provide proactive and targeted treatment (AgrisprayDrones, 2025; Farmonaut, 2025).

The sensors on soil and crops are important devices of the smart agricultural system that would inform about soil moisture, the state of nutrients, pH status, and physiological conditions of plants in real-time. These sensors are connected to IoT networks constantly to relay data to cloud-based services or edge devices, in which sophisticated

analytics convert raw data into actionable information. This real-time tracking enables precision irrigation systems to regulate water to plants according to weather forecasts and plant requirements to save water resources without harming crops (Digi, 2025; Farmonaut, 2025).

Automation and robotics enhance the precision farming capabilities since they enable them to carry out tasks that are highly accurate and consistent. Planting, weeding, and harvesting can be done by autonomous tractors and robotic equipment with the least human interference and decrease the demand of labor and increase the timeliness of the operations. They usually include AI-based systems that further streamline the process of making decisions, e.g., by increasing or decreasing the density of plantings or the time of interventions depending on the development of crops and the environment (Cropin, 2025; LG Press, 2025). An example of this trend would be driverless tractors and robotic harvesters that work on a pre-programmed basis with the adaptive ability to react to obstacles and changes in field conditions (Wikipedia, 2025).

Smart agriculture is based on big data analytics and machine learning that allow making predictive insights and support planning in the long term and mitigating risks. AI models can be used to predict crop behavior, pest infestations, water requirements by combining past field data, sensor data, climate data to assist farmers in anticipating problems and ensuring that their management practices are optimal. As an illustration, the use of water, fertilizers, and pesticides can be cut by 30-50 percent, and yields and quality increased through built-in predictive planning using satellite AI networks (BBCMag, 2025; Intellias, 2025).

There are still issues of technology adoption in spite of the evident advantages. The barriers are high initial costs, system complexity, and digital illiteracy and unequal access to the connectivity infrastructure, particularly among smallholder farmers and areas with minimal technological access. More important to facilitate the wider adoption of smart agriculture technologies is the policy initiatives and public-private partnerships that encourage training, subsidize the adoption of technologies, and increase access to rural broadband.

Smart agriculture and precision farming is, therefore, a paradigm shift of the standardized and labor-intensive methods to data-driven, automated, and sustainable crop management systems. These technologies make resource use more efficient and

decision-making stronger and more productive, which meets contemporary agricultural challenges of resource variability, labor scarcity, and sustainable intensification compulsory (Cropin, 2025; SoilOptix, n.d.; Topraq.ai, n.d.).

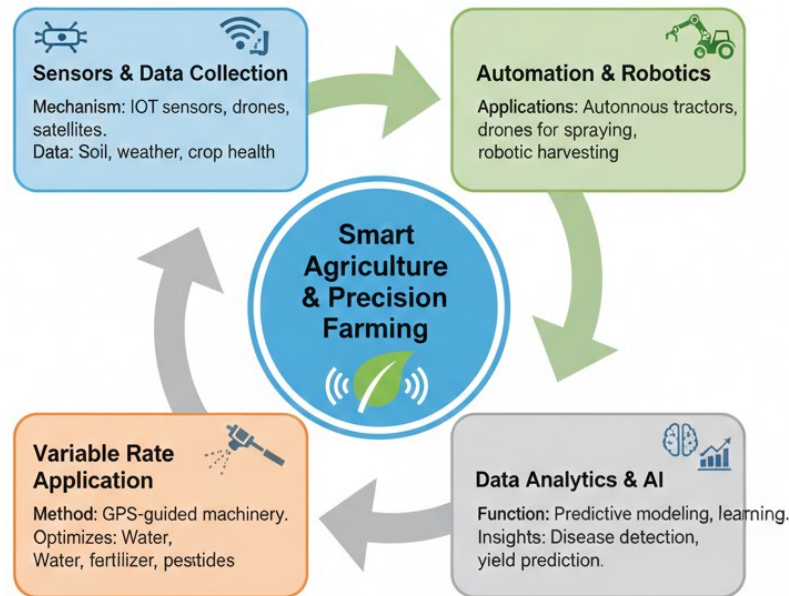


Figure 1. Smart Agriculture and Precision Farming Technologies

6.2 Sustainable Crop Production Systems

Sustainable crop production systems seek to serve as a balanced approach to agricultural output and environmental care, economic feasibility, and social justice. These systems focus on natural resource efficiency, reduction of ecological footprints and resiliency to climate variability and market pressures. The major concept of cultivating crops in a sustainable manner is to decrease a reliance on non-renewable resources in the form of synthetic fertilizers and pesticides by maximizing nutrient cycling, biological pest management, and soil management. The cornerstone technologies include precision technology, crop rotation, and cover cropping, and reduced tillage that enhance the soil structure, organic matter content, and biodiversity of the microbes, which, in turn, promote the long-term fertility and resilience (Kocira et al., 2025).

Crop diversification of production systems is a way of increasing stability when there are unpredictability's in the climatic and market conditions. Polycultures and intercropping integrate complementary species which utilize distinct ecological niches, inhibit pathogen and weed populations naturally, and minimize the chances of complete crop failure. Indicatively, incorporating cereals with legumes can enhance the supply of

nitrogen by the fixation process which alleviates the use of synthetic fertilizers like nitrogen. This ecological intensification helps to maintain the stability of yields and reduces the intensity of greenhouse gas emissions caused by the production and use of fertilizers (Kocira et al., 2025). The additional cover crops include clovers, vetches and radishes that prevent soil erosion, increase water absorption and control weeds that lead to better soil quality and functionality of the ecosystem.

One of the main elements of sustainable production is water management. Accurate irrigation systems that operate soil moisture sensors and weather information to apply water in a specific manner to the soil prevent over-irrigation, save water resources, and minimize the likelihood of salinization in the irrigated landscape. Together with drought-tolerant varieties of crops that have been bred using the modern science of plants and breeding, efficient irrigation helps establish stable production in changing water availability. Crop regimes with mulching and conservation tillage are also implemented to keep soil and access moisture as well as lower evapotranspiration levels to limit effects of heat and drought stresses (Kocira et al., 2025).

One of the pillars of sustainable crop systems is integrated pest management (IPM), which is based on a complex of biological, cultural, mechanical, and chemical methods of dealing with pests with minimal harm to nature. Surveillance of pest populations and the use of natural predators, pheromone traps and resistant crop types will help use fewer broad-spectrum pesticides that lead to disruption of non-target organisms and poor soil health. Discoveries in plant science, such as genetic understanding of how plants respond to pests and diseases, and breeding pest-resistant crops using markers, improve IPM approaches by allowing the development of crops that are less prone to major pests and diseases (Chen et al., 2024).

Sustainable production also incorporates socio-economic factors hence enabling small holder and family farmers to use practices and technologies that are not prohibitive. Extension services that include training in soil and water conservation practices, cooperative business models, and access to credit can allow a greater number of people to participate in sustainable agriculture. Ecosystem service payment policies i.e. carbon sequestration, biodiversity conservation, and water quality protection promote farmers to engage in ecologically sustainable practices that are beneficial to society in general.

One of the primary aims of the sustainable systems is adaptation to climate change. The idea of climate-smart agriculture aims at minimizing susceptibility to extreme weather conditions and preserving productivity and emissions. These comprise planting stress adapted varieties, crop varieties, diversification of planting dates, and real-time climate forecasting to be used to make planting and harvest decisions. The combination of smart technologies in agriculture with sustainability enhances more resource use efficiency and resilience. To take some examples, the IoT sensor networks and AI decision tools will assist farmers in managing the fertilizer application, water consumption, and pests, as well as keeping track of soil and crop statuses in real-time (LG Press, 2025).

The concept of sustainable crop production systems is also closely related to the management of the landscape and biodiversity protection. Buffer strips, field margins and hedgerows offer habitats to pollinators and useful insects and minimize soil erosion and runoff of nutrients. Agroforestry practices involving trees in crop farms improve the carbon storage, offer shades and wind shields, and increase the on-farm incomes by timber or fruit products. These versatile systems indicate the way in which sustainability can be incorporated into the production landscapes to deliver ecological, economical, and social returns.

Economic sustainability entails having production systems that are profitable and stable to price fluctuations, changes in the input costs, and disruptions in the supply chain. This can be achieved through efficient utilization of inputs, lesser wastage, value added crop products, and direct marketing as a result of local networks which will help to improve the income of farmers and eliminate reliance on unstable commodity markets. Crop systems can be economically sustained with the help of digital platforms connecting farmers to the markets and offering real-time price information.

Simply put, sustainable crop production systems combine ecologies, technological advancement, socio-economic support systems, and climate-adaptation techniques to manufacture food, fiber, and other agricultural items in manners that acknowledge environmental boundaries, provide support to the farmers, and instill future generation resilience.

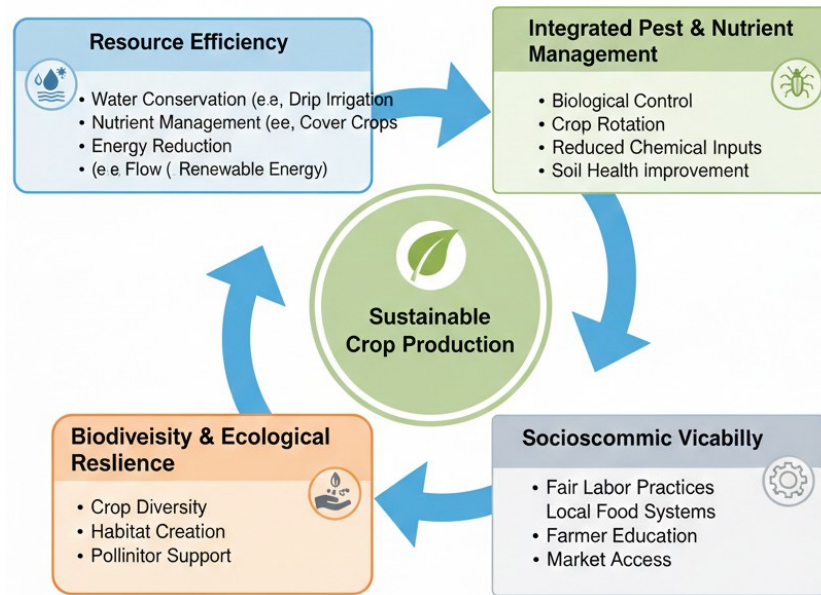


Figure 2. Components of Sustainable Crop Production Systems

6.3 Food Security Importance of Plant Science

Plant science has become an inseparable part of food security around the globe because it contributes to a higher level of crop productivity, resistance to environmental and stress factors, and sustainable agricultural systems capable of providing food to meet the increasing population despite climate uncertainty. Food security refers to the presence, accessibility, use, and resilience of food resources; plant science provides advantages to all these topics as it produces innovations that can improve the food supply (both quantity and quality), as well as stabilize the production system against environmental demands (Gao et al., 2023).

The fundamental issue supporting food security is the need to make more and more crop production sustainable, scalable. Genetics and plant breeding have a significant role in producing high yielding and resistant species of crops. Old and new breeding methods such as marker-assisted and genomic selection have improved the breeding of cultivars that are more productive and resistant to stresses compared to their predecessors. As an example, breeding of drought-resistant, heat-resistant, and disease-resistant crops has minimized yield losses of most staple crops, which has led to stable food production in areas where climatic extremes are common. Genomics and plant-biotechnology technologies, including gene editing, allow directed enhancement of characteristics that were hitherto hard to control using traditional methods, increasing the range of genetic tools available to plant breeders (Chen et al., 2024).

Plant science also increases the quality and nutritional security of food. Biofortification (breeding or biotechnology to enrich crops with micronutrients) is a critical measure to deal with hidden hunger and this is relevant to billions of people all over the world. Fortified crops that are rich in vitamins, minerals, and micronutrients can be used to enhance the health outcomes of the population especially in places where people lack dietary diversity. Some examples are high-iron beans and high-vitamin A cassava, which are geared towards correcting deficiencies that play a role in anemia and weakened immunity.

It is important to gain insight into plant responses to biotic and abiotic stress as a way of ensuring stable food production. Plant physiology and molecular biological studies indicate that stress tolerance mechanisms, including osmotic adjustment, antioxidant defense, and hormone regulation can be used to create cultivars that can resist drought, salinity, and pathogenic organisms. With climate change escalating, these lessons get more and more valuable in achieving yields in marginal lands. In addition, plant pathologists determine disease resistance genes and host pathogen interaction, which has been used in breeding and IPM management, reducing crop losses caused by pests and diseases.

Plant science has helped in food security by ensuring that the methods used in crop production are sustainable to increase productivity with minimal consumption of natural resources. Nutrient management, soil health and water use efficiency- which are practiced through agronomic research- preserve productivity in the long term. Using smart agriculture technologies to integrate plant science will enable the real-time tracking of the soil and plant status and ensure that the intervention of water, fertilizer, and pest control will be applied precisely to increase yield and decrease environmental degradation (LG Press, 2025).

The policy, extension services and capacity building that support smallholder farmers, which make up a great percentage of the global food producers, are also informed by plant science. Availability of better seeds, timely agronomic information and technological solutions that are adapted to local conditions improve how farmers manage environmental risks and market uncertainties. Participatory breeding of plants and involving farmers in the research design will see that the advances in science meet local needs and knowledge systems, which enhance the adoption and impact.

Food security does not only entail production, it entails fair access and use. Plant science overlaps with food systems research studying post-harvest losses, storing technologies, and crop diversification to minimize waste and enhance efficiency in distribution. Knowledge on characteristics associated with shelf life, resistance of produce to pathogens, and nutrition preservation during storage would reduce field to table losses and supply chain losses with food being available and nutritious.

Resilience to climate change is a key issue to food security and plant science is a major participant in designing adaptation methods. Climate and crop-based predictive modeling are the methods that allow predetermining the trends in yields and making planting choices that consider the changes in weather patterns. Recent advancements in the fields of phenomics, functional genomics and stress physiology allow researchers to determine characteristics and alleles of climate adaptability, which can be used in breeding to create crops that can flourish in a changing climate. The combination of plant science and the principles of climate-smart agriculture will allow researchers and farmers to co-develop systems that would be productive and beneficial to the environment.

Plant science further supports the world food security by means of education, training, and interdisciplinary cooperation. Genetic, ecological, data science, and agronomy training of the next generation of plant scientists will comprise a team of professionals with the capacity to solve complex food security dilemmas. Researcher-government-non-governmental-organization-international institution collaborations would help in the exchange of knowledge and coordinated response to resilient food systems in different regions.

To sum it up, the agricultural system provided the world with the ability to generate sufficient amounts of healthy food since the field of plant science is the foundation of that ability. Plant science continues to play a key role in ensuring food security in the fast transforming world by enhancing genetic enhancement, tolerance to stresses, sustainable production, and knowledge systems that promote fair distribution and adaptability.

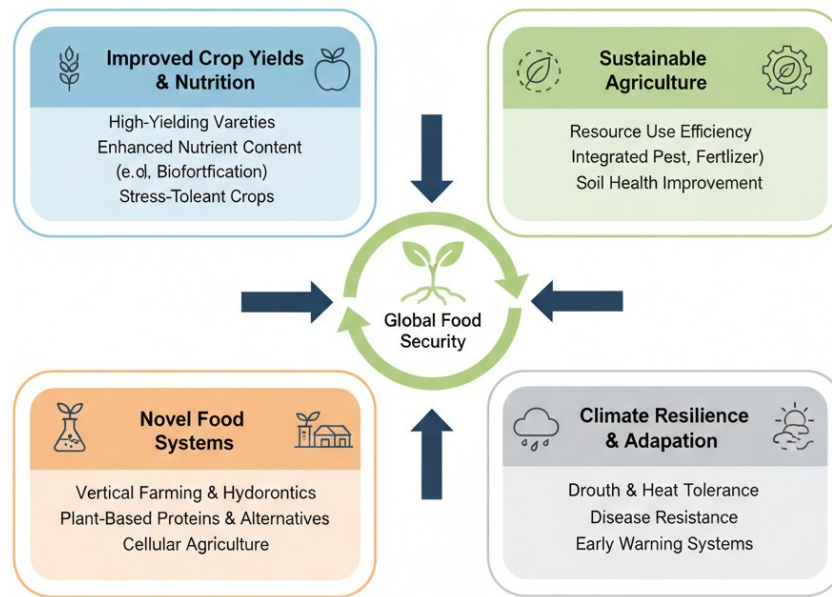


Figure 3 Contribution of Plant Science to Global Food Security. Contribution of Plant Science to Global Food Security

6.4 Interactions of plant and soil and Rhizosphere Engineering

The interactions between plants and soils are the backbone of terrestrial ecosystems and agricultural productivity as they regulate the way plants acquire water and nutrients, root development dynamics, soil structure and biotic and abiotic stress resistance. The rhizosphere This is the thin layer of soil that is affected by the exudates and mucilage of roots and microbial activity, and is a place of biochemical and physical interactions. Root exudates, which are made up of sugars, amino acids, organic acids, and secondary metabolites, define the rhizosphere chemistry and attract useful microbes that promote nutrient cycling and stress tolerance (Berendsen, Pieterse, and Bakker, 2018). Despite the simple principle of plant-soil signaling, which dates back decades, recent studies have found that complex interactions between plant roots, physiochemistry, and microbial communities in the soil are engineered to enhance soil health and crop performance.

Rhizosphere engineering is a deliberate alteration of the system between roots, soils and microbes with the aim of improving nutrient utilization, controlling soil borne diseases and plant stability. One of the approaches is to maximize the formation and activity of useful microbial consortia, such as mycorrhizal fungi and plant growth-promoting rhizobacteria (PGPR). The mycorrhizal symbioses increase root surface area by fungal hyphae that increase the phosphorus uptake, water uptake and soil aggregation. PGPR

is able to synthesize phytohormones, dissolve nutrients and cause systemic resistance to pathogens. Crop genotype selection in genetic promotion of recruitment of particular beneficial microbes is becoming a plant breeding challenge with a strong merging of belowground ecology and host genetics. To take a specific example, microbial community structure is sensitive to variation in root exudate composition, and can be used to select nutrient-mobilizing bacteria to enhance nutrient availability in low-fertility soils.

Physical and chemical management practices that modify the quality of soil habitat are also used in engineering the rhizosphere. Biochar or organic amendments also enhance organic matter of soil, water-holding capacity, and provide habitat of microbes that facilitate nutrient cycling. Combined with cover cropping and reduced tillage, these amendments assist in building capacity of the soil structure and stabilizing aggregates that preserve carbon and nutrients and increase aeration and penetration of roots. Moreover, sensor networks and soil mapping-based precision agronomic interventions can allow making site-based changes in water and nutrient utilization to minimize losses and minimize soil microbial community disturbances.

Improvements in molecular technology have revolutionized knowledge concerning the relationship between plants and soils. Metagenomics, metatranscriptomics, and metabolomics demonstrate the functional abilities of the rhizosphere microbiomes as well as the chemical interactions between the roots and the microbes. Such understanding can be used to selectively control microbial activities instead of the taxonomic composition simply, establishes microbial genes related to nutrient solubilization, hormone production, and stress response. Synthetic biology techniques are in the process of producing designer microbial consortia that fulfill particular functions, e.g. nitrogen fixation or support of drought, but ecological hazards and long-term stability are current topics of study.

The field of rhizosphere engineering is directly related to sustainable agriculture since effective plant-soil interactions decrease reliance on exogenous resources. Improved nutrient rotation also reduces the use of synthetic fertilizers, thus reducing greenhouse gas emissions and also reducing nutrient runoff, which worsens water quality. On the same note, strong soil microbial communities may suppress soil pathogens thus diminishing the use of fungicides and enhance integrated pest management.

Although it has good potential, there are a number of obstacles which limit scalability. Soil systems are very different in terms of texture, chemical composition, climatic effects, and past land use and thus, it is hard to foresee the results of rhizosphere manipulations between environments. Also, microbial introductions do not tend to be persistent and functional because of competitions with native microbiota or because of environmental conditions. Incorporation of plant-soil engineering in the agricultural systems therefore involves a synthesis of crop genetics, soil management, as well as microbial ecology, that is agroecosystem specific.

Future opportunities are breeding crops to have root exudate profiles which maximize the desirable microbe recruitment, creating microbial inoculants which have been proven to persist in the ecological environment, and applying AI-commonly driven platforms to combine soil data with plant condition indicators to enable real-time management. Finally, the enhancement of the interconnection of plant-soil interactions with technological and biological innovations offers a way of becoming resilient and low-input agricultural systems that can maintain their productivity but avoid degrading soil health.

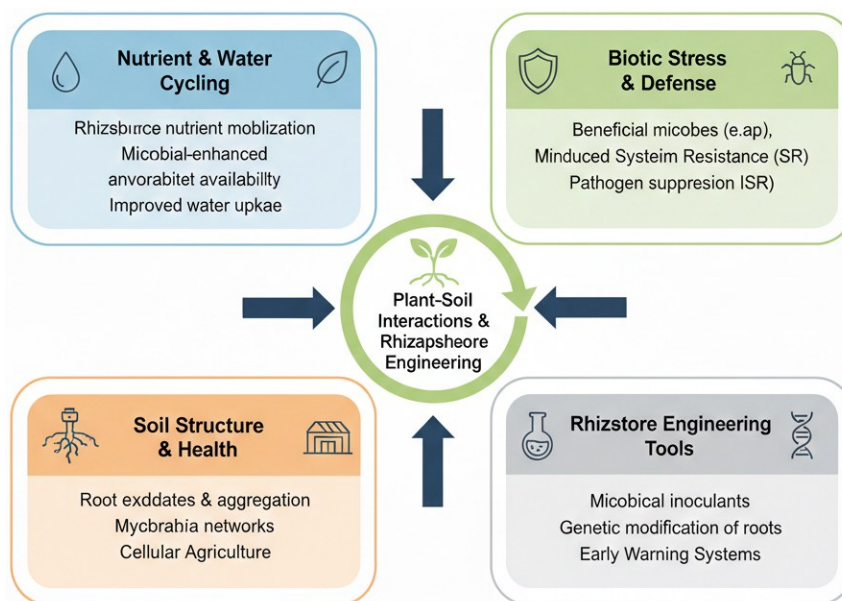


Figure 4. Plant-Soil Interactions and Rhizosphere Engineering

6.5 Organic Farming and Climate-Smart Agriculture

Organic farming and climate-smart agriculture (CSA) are complementary models that strive to grow food in a sustainable manner and reduce the negative effects on the

environment, as well as increasing the resistance to climate fluctuations. The use of organic farming mostly deals with natural inputs, biodiversity, and ecological balance without the use of synthetic fertilizer, pesticides, and genetic modified organisms. Rather, it uses composts, biological fixation of nitrogen using legumes, mechanical weed management, and ecological control of pests in keeping the soils fertile and the ecosystem healthy. Organic systems are also characterized by a variety of crop rotations, cover crops, and integrated livestock and all this improves nutrient cycling and lowers erosion. Prolonged research has shown that organic management enhances the soil organic carbon, water infiltration, and microbial diversity, which are resistant to extreme weather events (Reganold and Wachter, 2016; Clark and Tilman, 2017). Although organic yields may be less than conventional systems per-unit, they often do better in less favorable conditions like drought because of the better soil structure and water percolation.

Climate-smart agriculture is not limited to organic philosophy, but any agricultural activity that boosts productivity, resilience, and greenhouse gas emission reduction is welcomed. CSA focuses on three objectives that are intermolecular: to sustainably boost agricultural productivity and incomes; to adapt and develop resistance to climate change; and to reduce or eliminate greenhouse gas emissions where feasible. Some of the practices as follows are under CSA namely: precision nutrient control, water-efficient irrigation, climate-adaptive crop varieties, integrated pest management, agroforestry and carbon sequestration in the soil. In contrast to organic farming, CSA does not rule out the use of synthetic inputs that may help achieve efficiency and climate results, yet it values their wise usage based on the data and assessment of environmental risks.

Organic farming is suitable in the CSA umbrella because its activities can add value to soil carbon capture as well as ecosystem services. An example is that of cover cropping and low tillage sequestration of carbon in the soil organic matter and loss of soil respiration. Higher biodiversity in organic systems improves functional resilience enabling agroecosystems to recover faster than climatic shocks and sustain ecosystem functions under a wide range of conditions. Organic amendments, e.g. compost and green manure, enhance the nutrient supply and water-retention of the soil, which protects crops against drought and heat stress which are frequent during climate change. Climate resilience indicators of soil health such as greater aggregate stability and

microbial biomass are common in farmers using organic methods, which also experience better indicators of soil health.

Both organic and CSA models have shortcomings even though they are advantageous. The standards of organic certification may be resource intensive to meet and dependence on locally available organic inputs may limit expansion in certain areas. The transition periods are also organic where in the short run, there is a reduction in yields, a factor that might be economically inhibitive to the smallholders. Some of the CSA practices such as precision irrigation and sensor-based fertilizer applications can be expensive in terms of capital and technical capacity that farmers with limited resources cannot afford. To overcome these loopholes, the monetary systems, extension and market incentives of ecosystem services like carbon sequestration and biodiversity premiums are necessary.

There is an emergence of hybrid techniques that involve the use of organic foundations that are mixed with CSA innovations. As an example, combining precision nutrient placement systems with legumes as biological nitrogen fixation will cut down on the application of synthetic fertilizers and maximize plant uptake and avoid losses. Combining annual crops with the perennial trees in agroforestry systems not only sequester carbon but also improve shade and microclimate regulation as well as diversify the source of income. Likewise, conservation farming techniques, like low tillage, retention of residues, and farm practices that support organic values include the preservation of soil structure, erosion suppression, and allow very high rates of water infiltration and climate buffering.

The contributions of policy support towards rapid adoption of organic and CSA practices are highly essential. Economic incentives to farmers to embrace sustainable practices are given through subsidies which reward soil carbon sequestration, water-use efficiency and biodiversity conservation. Broader adoption can also be achieved through public-private collaboration that invests in research, training farmers and developing the market on organic and climate-smart products. Instead of targeting input limitations, certification schemes that incorporate climate resilience indicators can offer more elastic ways of letting farmers showcase sustainable operations as well as attaching market worth.

Finally, organic farming is a source of ecological foundations that are in line with several goals of climate-smart agriculture as it improves soil health, biodiversity, and the ability to withstand climatic variability. Combined with data informed innovations, diversified crop systems and enabling policies, organic and CSA systems can provide plausible solutions in the production of food in a sustainable manner that would deal with climate change challenges. To scale up these models, there should be a collective effort to invest in knowledge sharing, financial classes, and specific technologies that can ease the barriers among all the farming communities.

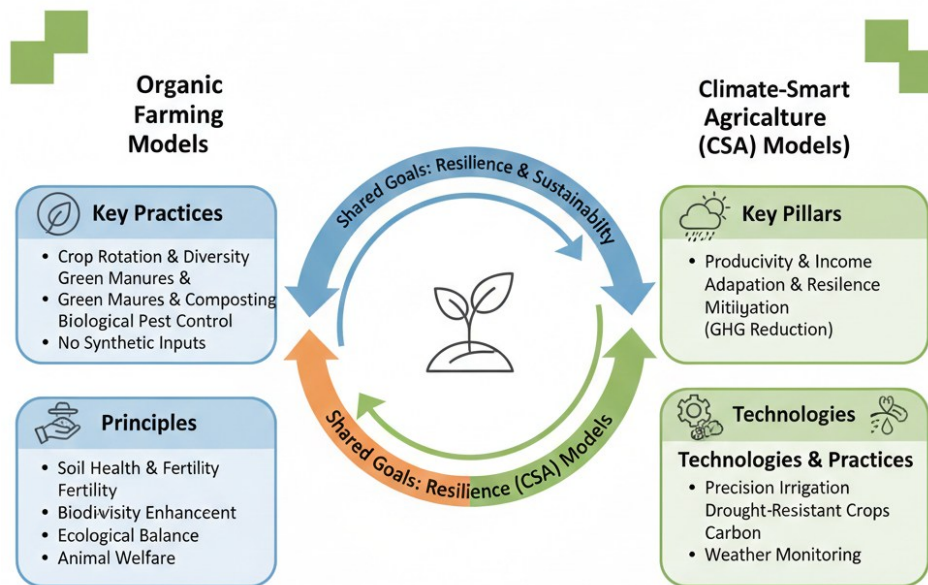


Figure 5. Organic Farming and Climate-Smart Agriculture Models

6.6 Future Crop Systems and Agricultural Global Problems

Newer cropping systems will have to face complicated worldwide agricultural predicaments that are instigated by the rise in population, climate change, resources scarcity and socio-economic inequalities. By 2050 the world population will be close to 10 billion, the food, feed, fiber, and bioenergy demand will be high and will exert an unprecedented strain on the land and water resources. The conventional methods of intensification based on increased area covered by crops or more inputs have already reached their ecological limit and have to be substituted with the concept of sustainable intensification, which focuses on ways of increasing productivity without the destruction of ecosystems.

A possible direction in the future is to unite digital agriculture and ecological design to organize the cropping systems on a larger scale. Accurate and intelligent farming technology will offer real-time information on the soil, weather, crop condition, and pest pressures and allow the management practice to dynamically change to gain efficiency in input use and minimize environmental footprint. Predictive analytics facilitate the decision-making process, where the needs of the crops, pest outbreaks, and climatic risks are predicted, which enables farmers to manage resources in advance and minimize production risks. Together with crop modeling and climate scenario forecasting, these data-based instruments guide resilient cropping plans to control the planting date, planting cultivar, and input scheduling to match anticipated conditions.

Future cropping systems will also be characterized by diversification both in the field and between fields. Intercropping, deep rooted species and perennial crops such as legumes, polycultures, and crop rotations enhance the soil health, pest and disease cycles and can contribute to system resilience. Diverse systems encourage the use of light, nutrients and water that complement each other and this leads to higher productivity per unit area and less susceptibility as witnessed by monocultures. Planting trees and shrubs in agro forest systems is also a way of capturing carbon, aiding in the regulation of micro climates, providing pollinators with habitat, and giving other products like fruits and timber, which complements agriculture revenues.

Genetic modification of crops is critical towards addressing the future. Technologies Plant breeding, genomics, and gene editing technologies will keep producing cultivars with better yield potential, nutrient run, and drought, heat, salinity, and new pests and pathogen resistance. Using pangenomics and functional genomics to find adaptive alleles in many pools of germplasm, e.g. wild relatives, and breed them into breeding cultures enhances adaptive potential. With specific control over the stress response by editing regulatory regions instead of coding sequences, this provides a means of generating stress response manipulation without affecting growth, which is a significant concern when balancing between resilience and productivity.

Climate change is one of the threats to the future of the cropping systems, it affects the trends of rainfalls, high levels of temperature variations and occurrences of extreme weather events. Such changes affect growing seasons, pest and disease stresses and availability of water necessitating cropping system that is adaptive and flexible. The

adaptive toolbox includes agroclimatic zoning which aligns crop portfolios with the anticipated scenarios and creation of decision support systems that combine climate risk information with the crop management advice. Broad adaptation and plasticity during breeding implies that crops will be able to be productive in variable and unpredictable environments, rather than being designed to perform under average conditions.

Cropping systems in future will be determined by scarcity of resources especially freshwater and arable land. In water-restricted areas, irrigation productivity, conservation of soil water, and varieties of crops resistant to drought will be necessary. Erosion, salinization and loss of nutrients also leads to soil degradation, which requires regenerative practices that replenish soil organic matter, improve soil structure and promote the development of microbial communities that maintain long-term fertility. Incentive policies on soil conservation and carbon sequestration encourage practice that enhances resiliency of production landscapes in the long term.

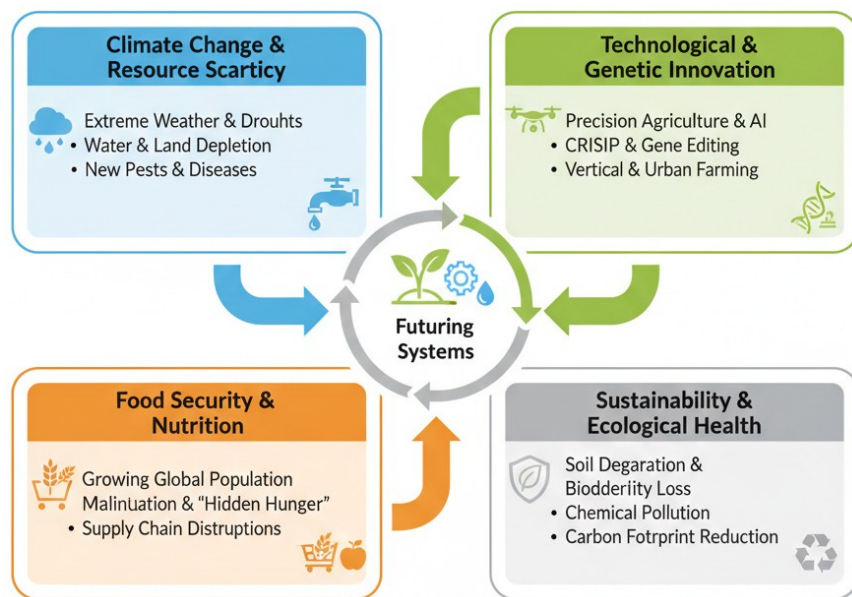


Figure 6. Future Cropping Systems under Global Agricultural Challenges

Plant–Microbe Interactions and Phytomicrobiomes

7.1 Overview of Plant–Microbe Associations

Plant-microbe interactions include a huge range of interactions between plants and the microorganisms that live on their surfaces and internal tissues in dynamic networks that have significant effects on the health, growth, nutrient acquisition, and stress resistance of plants. Such associations are not accidental: there has been millions of years of co-evolution between plants and microbes which has resulted in specific interactions that can be mutualistic symbioses, commensal coexistence, or even pathogenic antagonism. Microbiome is an expanding aspect of plant physiology, the plant microbiome present in the rhizosphere (root zone), phyllosphere (above-ground tissues), and endosphere (internal tissues) that consists of bacteria, fungi, archaea, and protists (Alzate Zuluaga et al., 2024; PMC, 2025). Mutuallyistic relationships are associated with the provision of advantages like improved nutrient recovery by relocation of nutrients that roots could not access initially, generation of growth-promoting hormones in plants, and induction of systemic resistance against biotic and abiotic challenges.

The mutualistic relationship between leguminous plants and nitrogen-fixing bacteria (rhizobia) is one of the best studied. During this symbiosis, rhizobia synthesize nitrogenated ammonia, a biologically available form, in specialized root nodules in the atmosphere, thus lessening dependence on synthetic nitrogen fertilizers and enhancing the soil nitrogen status. Diazotrophic bacteria that do not belong to the legumes help in providing nitrogen to roots in the non-legumes. Another common type of mutualists are mycorrhizal fungi, which are associated with the roots of the majority of terrestrial plants. The arbuscular mycorrhizal fungi (AMF) invade cortical root cells and interact with soil-derived nutrients, especially phosphorus to plant-derived carbohydrates to increase nutrient acquisition and water uptake under conditions of nutrient limitation (Wikipedia, 2025). Other functions of these fungi include soil aggregation and soil structure where

the glomalin glycoprotein binds soil particles and enhances the physical quality of the soil.

There is also indirect and signaling interaction between plant-associated microbes. Root exudates is a broad mixture of sugars, amino acids, organic acids, and secondary metabolites that root produce into the surrounding soil, which can be considered biochemical signals that attract beneficial microbes and condition rhizosphere community composition, which in turn affect nutrient cycling and pathogen suppression (Wikipedia, 2025). Microbial taxa with adaptive benefits in specific environmental conditions are selectively enriched by plants to create context-dependent microbiomes. This selective recruitment adds to the resilience of the plants to various abiotic stresses including drought and salinity by promoting diverse microbial activities such as osmolyte synthesis, antioxidant synthesis, and genes expression responsive to stresses.

Plant-microbe interactions are not always beneficial. Other microbes are pathogens and they invade host tissues leading to the disease which lowers growth and yield. Nevertheless, the positive microorganisms are able to combat the pathogens by competitive exclusion, antimicrobial compound generation, or host defense induction, which is the ecological basis of biological control in sustainable agriculture (Maróti et al., 2025). Furthermore, the equilibrium between positive and negative interactions is frequently kept by the larger community context of microbes, where community structure, diversity, and stability affect the distribution of advantageous functions.

The recent developments in the high-throughput sequencing technology and multi-omics have revolutionized the research on the plant-microbe associations. Metagenomics, metatranscriptomics, and metabolomics allow the characterization of the structure of the microbial community and functional potential, the identification of genes of microorganisms that help to consume nutrients, synthesize hormones, and reduce stress. Combination with plant phenotypes would allow associating particular microbial taxa with desirable plant performance phenotypes to inform the development of microbial inoculants and microbiome engineering strategies to improve crop productivity and resilience (Yusuf et al., 2025).

To conclude, plant-microbe relationships are complicated, dynamic, and embedded within plant ecology and physiology. These interactions are essential components of plant growth and ecosystem functioning, defining nutrient acquisition and stress resilience,

disease suppression and soil health. The ability to manipulate plant-microbe networks to promote sustainable agriculture and environmental resilience is ever-growing with the development of research instruments, and opportunities to develop innovative ways of crop control and take advantage of the native strength of microbial mutualisms are emerging.

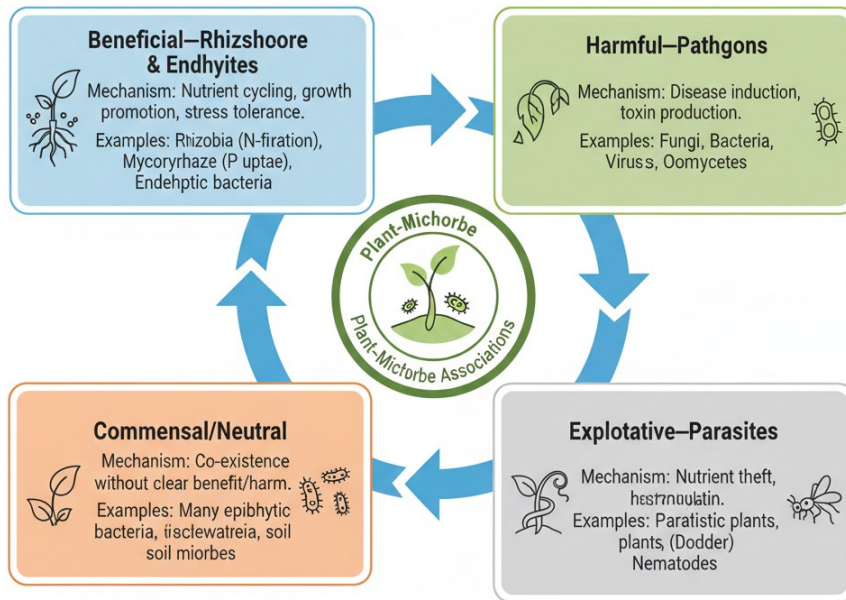


Figure 1. Overview of Major Plant–Microbe Associations

7.2 Rhizosphere Microbiology and Nutrient Cycling

The rhizosphere is a biologically active zone in the soil that is directly adjacent to the plant roots with high biochemical interaction between the plant roots, soil particles and microorganisms. Under this slim interface, plants secrete root exudates including sugars, amino acids, organic acids and phenolic compounds that regulate chemical cues and resource accessibility that recruit and select rhizosphere microbiota composition (Wikipedia, 2025). The resulting plant-microbiome consortia has key functions in stimulating soil nutrient cycling, including carbon and nitrogen conversion, phosphorus and micronutrient mobilization, hence rhizosphere microbiology is core to ecosystem functionality and agricultural productivity.

Rhizosphere microbial communities are heterogenous and comprise bacteria, fungi, archaea and protists. Plant growth-promoting rhizobacteria (PGPR) and mycorrhizal fungi are two among them, which have been known to increase the nutrient uptake. PGPR is able to dissolve phosphorus in otherwise inaccessible soil minerals and generate

siderophores which chelate iron, and these nutrients are made available to plants. Certain strains of *P. aeruginosa* are also able to fix nitrogen in the atmosphere, which increases soil nitrogen balances in connection with non-mycorrhizal plants. Mycorrhizal fungi, especially arbuscular mycorrhizal fungi (AMF) increase the root surface area by spreading out a vast hyaline system and, in the process, increase the amount of soil volume that is explored by phosphorus and other immobile nutrients (Wikipedia, 2025). They are fungi that develop intracellular arbuscules in the cortical cells of the root and enable bilateral exchange of nutrients, which can most often result in an increase in plant resistance to drought and pathogens.

The rhizosphere facilitates nitrogen cycling by nitrogen fixing microbes, nitrifying microbes and denitrifying microbes. Diazotrophic bacteria change nitrogen in the air to ammonia in the soil, which is added to alleviate the biologically readily available nitrogen, which promotes plant growth. The ammonia is converted to nitrate by nitrifying bacteria and archaea and is subsequently absorbed by the roots, and nitrogen is recycled to the atmosphere by the denitrifies, and this completes the nitrogen cycle. These processes interact to affect the fertility of soils and the presence of nitrogen. Enzymes like urease and nitrate reductase that are released by Rhizobacteria also control transformations and plays a role in regulating nitrogen in plants and its efficiency in uptake of nutrients by plants. Knowledge of the microbial motives driving these pathways is critical in achieving effectiveness in the use of nitrogen and minimizing the use of synthetic nitrogen fertilizer, which leads to greenhouse gases and water pollution.

Other fields where rhizosphere microbiology is important include phosphorus cycling. Phosphorus is mostly immobilized in the soil particles and inaccessible to the plants, phosphorus is solubilized by microbes in organic and inorganic complexes, making it bioavailable. Phosphorus is mobilized by microbial phosphatases and organic acid deposition by rhizobacteria and mycorrhizal associations to the usable plant. Also, rhizosphere microbes affect the soil pH, which affects the availability and solubility of phosphorus.

Carbon cycling within the rhizosphere is associated with the decomposition of organic residues and root exudates by microbial communities. Microbes in soil release enzymes that break complex organic matter to simple compounds releasing carbon dioxide and adding organic carbon pools in the soil. The rhizosphere microbial activity also affects

the soil structure by the generation of extracellular polysaccharides and other compounds that facilitate the process of soil aggregation, improve soil aeration, water retention as well as the overall health of the soil.

Rhizosphere microbiota-plant interactions are dynamic and context- varied and change depending on the plant species, soil type, environmental conditions and management practices. Plants also have the potential to adjust exudate composition in response to nutrient status and stress, and hence change microbial recruitment and activity. When nutrients are limited, plants tend to exude certain compounds that prefer the growth of microbial taxa with the capacity to mobilize nutrients. As an example, in the event of a phosphorus deficiency, plants can increase the release of organic acids, which trigger phosphorus-solubilizing microbes.

Recent studies point to the possibility of controlling rhizosphere microbial communities to enhance nutrient cycling and crop productivity. The microbial inoculants, synthetic microbial communities (SynComs), and host-mediated microbiome engineering techniques are based on the use of advanced omics technologies in order to discover beneficial taxa and functions that can be enhanced in the rhizosphere. Complementary strains of microbial compounds are capable of attacking several nutrient pathways in parallel, promoting nutrient utilization and sustainable agriculture (Alzate Zuluaga et al., 2024; Yusuf et al., 2025).

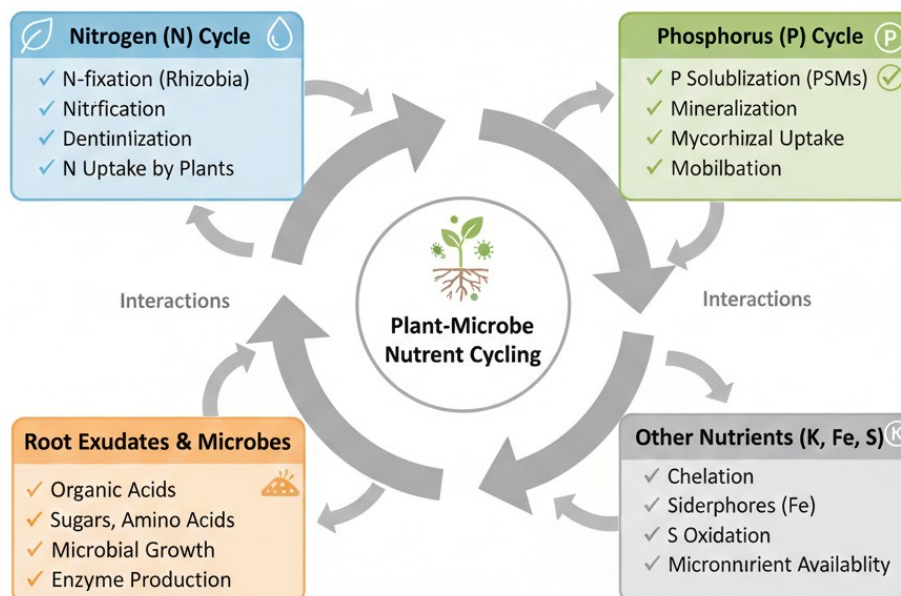


Figure 2. Rhizosphere Microbiome and Nutrient Cycling Processes

7.3 Endophytes and their role in functionality

Endophytes refer to microorganisms such as bacteria and fungi, which inhabit plant tissues though without causing an illness. Endophytes form close relationships with their host plants unlike rhizosphere microbes, which are mostly found at the soil-root interface. These interactions are typically beneficial in terms of increased growth, better nutrient absorption, greater biotic and abiotic stress resistance, and a change in plant metabolite profiles, and endophytes are therefore important parts of the plant microbiome and plant health continuum (PMC, 2025).

Endophytic bacteria and fungi can either be a product of the rhizosphere, phyllosphere or seed microbiota. After getting into the plant they enter into intercellular spaces and vascular tissues, where they come in direct contact with host physiological processes. Production of bioactive compounds which control plant growth is one of the major functional roles of endophytes. Certain endophytic bacteria are capable of manufacturing phytohormones like indole-3-acetic acid (IAA) that regulates the differentiation and elongation of roots and thus enhance the ability of the plant to exploit the soil resources. Other enzymes that endophytes can produce are ACC deaminase that reduce levels of plant ethylene during stress situations, reducing growth retardation due to drought, salinity or heavy metal stress.

Endophytes can help in nutrient acquisition similarly to rhizosphere microbes but takes place in plant tissues, which increases internal nutrient mobilization and assimilation. An example is nitrogen-fixing bacterial endophytes that can provide biologically fixed nitrogen straight to the host cells eliminating reliance on the soil nitrogen pools. The presence of other endophytic microorganisms dissolves phosphorus and micronutrients in tissues and makes them more bioavailable at the cellular level. This nutrient facilitation may be specifically useful in soils with nutrient limiting conditions, enhancing better plant performance without overuse of external nutrients.

There are also other ways in which endophytes increase resistance of plants against pathogens. Other endophytic fungi secrete antimicrobial compounds which inhibit the colonization of pathogenic fungi or bacteria, as internal protective barrier. Others activate systemic resistance mechanisms, conditioning plant immunity such that plants are able to react faster and with greater efficacy to attacks of pathogens. Such useful functions are

also used in farming by encouraging endophyte-derived biocontrol agents that help to diminish the usage of chemical fungicides and pesticides.

Endophytes are also known to have a role in stress tolerance especially in abiotic stresses like salinity and drought. It has been found that some endophytes can increase water use efficiency and osmotic adjustment in their hosts by regulating expression of stress-responsive genes and altering the signaling networks of hormones. These interactions enhance the resilience of plants to water change and ionic stress, and so, continue to grow in harsh conditions.

Recent research evidence indicates that endophytic community structure is influenced by plant genotype, development stage, and the environmental condition. Plants healthy as normally recruit beneficial endophytes that help to promote growth and defense, whilst stressed or diseased plants may have altered endophytic communities with fewer beneficial taxa. Control of endophytic communities, e.g. inoculation of seeds or seedlings with useful strains leads to promise of increasing crop performance and quality. As an example, *Pseudomonas* endophytes inoculation of medicinal plants has been demonstrated to promote seedling growth, yield, and accumulation of valuable secondary metabolites - suggesting the possibility of endophyte-mediated improvement of plant products to human health-usage (PMC, 2025).

Developments in sequencing and culturing methods have eased the process of identification of key endophytic taxa and their roles in plant species. Combination of genomics, transcriptomics, and metabolomics multi-omics strategies are illuminating both the mechanisms by which endophytes interact with plant hosts and the effects of microbial metabolites on plant regulatory networks. This mechanistic knowledge enables the design of customized microbial consortia with customized solutions to serve a given functional purpose like nutrient supply, stress relief, or control of pathogens.

To sum up, endophytes are an important, functional plant microbiome layer that impacts the growth, nutrient dynamics, stress resilience, and defense responses. They are promising tools to sustainable agriculture and crop improvement because of their internal localization and direct interactions with the processes in plant cells. Exploiting endophytic roles by microbial inoculants, host-selective breeding of plants including their endophytic symbionts, and microbial knowledge applied to crop management are all possible ways of improving plant performance in various agroecosystems.

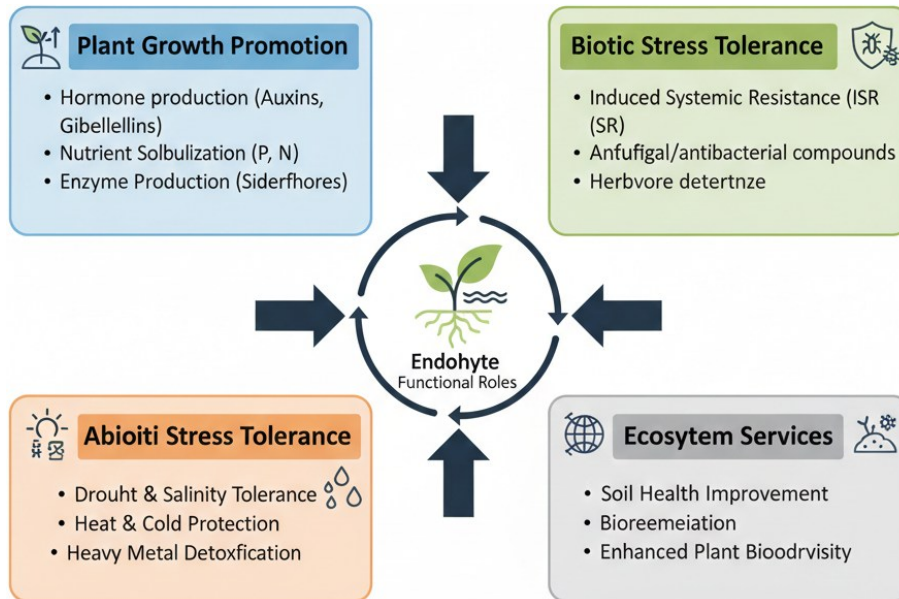


Figure 3. Functional Roles of Endophytes in Plant Systems

7.4 Mycorrhizal Symbiosis and Plant Health

The mycorrhizal symbiosis is one of the most common and ecologically important interactions between plants and microbes, where mutualistic relationships are formed between soil fungi and plant roots, which improves nutrient uptake, stress resistance and well-being of the plant. Under these associations, mycorrhizal fungi colonize root tissues or tightly associate with root surfaces to develop structures, including arbuscules or hypha networks, to exchange nutrients. The fungi utilize carbohydrates generated by plants in photosynthesis as they colonise more soil volume than the root zone, enhancing its access to relatively immobile nutrients (phosphorus) and micronutrients (zinc and copper) (Smith and Read, 2022). These symbiotic interactions are widespread in natural ecosystems and have been identified to have a potential of enhancing the sustainability of agriculture.

The most common type of mycorrhizal association is called arbuscular mycorrhizal fungi (AMF), which is a type of association that takes place with roots of most terrestrial plant species including most crops, wheat, maize and legumes. The AMF intraradical hyphae invade the cortical cells of the roots forming arbuscules through which two way exchange of nutrients takes place. The extraradical hyphal networks also grow into neighboring soil, which greatly increases the effective absorptive area of phosphorus which usually has very low mobility in soil. Increased phosphate uptake enhances plant growth and yield

particularly in low-fertility soils and may lead to a reduction in the use of synthetic phosphorus fertilizers, which are expensive to the environment and economically (Wright et al., 2021). Along with phosphorus, mycorrhizal networks also increase micronutrient uptake through mycorrhizal networks and uptake of nitrogen and sulfur through accessing mycorrhizal microsites which roots alone would have been unable to exploit.

Mycorrhizal symbiosis enhances water relation of plants and their drought tolerance, because fungal hyphae has access to water in the soil pores which cannot be reached by roots. This ability improves the water-use of plants and stabilizes water hydration during time of lack of water. Mycorrhizal associations alleviate stress in saline or arid soils by enhancing nutrient balance, and relations, thus, promoting metabolic stability in harsh environments. Besides, mycorrhizal symbiosis has the potential to affect plant hormonal signaling to elevate stress-regulatory hormones such as abscisic acid and growth hormones to optimally regulate plant development in response to changing conditions.

Mycorrhizal symbiosis is also beneficial to plant health even in biotic stress resistance. Mycorrhizal networks are capable of pathogen infection reduction; by increasing root vitality, inter-soil niche competition, and pathogen systemic resistance responses in the host plant. These induced mechanisms of resistance include the expression of defense-related genes and metabolic pathways that harden the cell walls, synthesize antimicrobial compounds, and prepares the plant to respond faster to the invasion of pathogens. Mycorrhizal inoculation has been linked to less severity of soilborne fungi and nematode attacks on roots in crop systems, both leading to a smaller damage of crop yields and a decrease in chemical pesticide requirements.

At larger scales, mycorrhizal interactions also affect the plant community dynamics and the processes of the ecosystem. By sharing mycorrhizal networks, fungi have the capability of relating two or more plant individuals and species, possibly by sharing resources or mediating competition. Such connectivity may affect the patterns of plant diversity, ecosystem productivity and disturbance resilience. In agricultural landscapes, by promoting mycorrhizal networks, the soil structure and stability can be improved because fungal exudates induce the aggregation of soil particles and enhance the porosity and aeration of soils. Better soil structure helps in the development of roots and water penetration, which consolidates the positive feedbacks between plants and the underworld.

Management of rhizosphere like minimum tillage, cover cropping and organic amendments encourage the richness and activity of mycorrhizal by preserving structure and organic matter of the soil that allow fungal communities to thrive. On the other hand, intensive soil cultivation and excessive application of synthetic fertilizers may disturb mycorrhizal networks and decrease the efficacy of symbiosis, and it is important to focus on managing systems that maintain soil ecological integrity to achieve the benefits of symbiosis. Genomic and functional studies are also revealing genetic and molecular foundations of plant-mycorrhiza communication that provides the prospects to breed crop species that have improved symbiotic fidelity and nutrient exchange capabilities.

Finally, mycorrhizal symbiosis is at the center of nutrient acquisition by plants, stress-resistance, pathogen-defense, and soil health. The knowledge and application of mycorrhizal mechanisms in crop management and soil conservation practices presents a solution to sustainable agriculture, which sees the needs of high productivity without compromising on the environmental maintenance, especially in developing climate scenarios where resource utilization and resilience are mandatory.

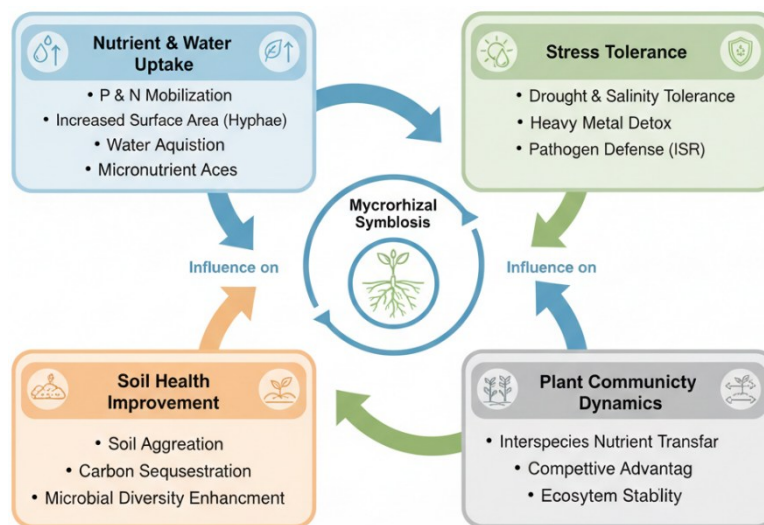


Figure 4. Mycorrhizal Symbiosis and Its Influence on Plant Health

7.5 Microbiome Engineering to support sustainable Agriculture

Microbiome engineering Microbiome engineering is a new field of study that seeks to manipulate plant-associated microbiomes such as rhizosphere, endosphere, and phyllosphere communities to improve crop productivity, nutrient utilization efficiency, and abiotic/biotic stress resistance. Microbiome engineering is intended to manipulate

and predictable microbial communities, in contrast to traditional microbial inoculants which introduce single, beneficial strains, using modern molecular tools, synthetic biology and ecological theory to manipulate microbial composition and activity to benefit the host plant and agricultural sustainability.

The premise behind the microbiome engineering is that the microbiomes of plants are dynamic systems that are defined by plant genotype, environmental factors, root exudate phenotypes, and soil chemistry. Engineers can manipulate nutrient cycling, disease resistance and stress tolerance through selective enrichment or suppression of particular microbial taxa and functions. The application of synthetic microbial communities (SynComs), defined assemblies of microbial strains with complementary roles (like nitrogen fixation, phosphorus solubilization, hormone production, antimicrobial activity, etc.) is one such approach. SynComs are developed on the basis of multi-omics research which reveal the essential taxa and functional genes that correspond to desirable plant characteristics (Zhang et al., 2024).

The other option is based on altering the characteristics of plants that affect the assembly of microbiomes, including root exudate and immune signaling pathways. Plant breeders can indirectly engineer the rhizosphere microbiome by choosing or designing plant genotypes to produce specific exudates that attract the recruitment of beneficial microbes or repel pathogens, e.g. phosphorus mobilizing or pathogen suppressing exudates. These approaches acknowledge the fact that plants are active in the way that they influence the microbial collaboration and that directional selection can use this effect to maximize the interactions between plants and microbes to achieve agricultural outcomes.

The environmental and management interventions are also utilized in microbiome engineering to promote assembly of beneficial communities. Organic amendments, cover cropping, lower tillage, and crop rotation change the conditions of soil in such a manner that benefits the diversity and redundancy of microbes, and enhances system resilience and nutrient availability. As an example, the introduction of organic matter promotes microbial metabolism, increasing nutrient mineralization, stabilizing soil structure, and sequence rotation destroys pathogen life cycles and contributes to the beneficial microbial activity.

Recent progress in high-throughput sequencing, metagenomics and transcriptomics has given profound understanding of the functional genes and metabolic pathways in

microbial communities and the engineers have been able to connect the microbial functions with plant phenotypes in various environmental conditions. Such data are used in prediction models that forecast how community will react to changes in management and enable the identification of keystone taxa the presence or absence of which has a disproportionate impact on community functionality. Microbiome performance predictions and targeted interventions derived using machine learning methods that combine microbiome profiles with environmental and plant data can improve predictions of microbiome performance and help implement interventions that contribute to the optimal outcome.

Microbiome engineering can be used to combat important agricultural problems, including soil degradation, diseases of crops, and climate stress. Artificial microbiomes with increased efficiency in fixing nitrogen or dissolved phosphorus can reduce the use of synthetic fertilizer, reducing the emission of greenhouse gases during the production and use of methodic fertilizers. On the same note, plant responses to microbiomes are able to enhance crop tolerance to drought, heat and salinity, stabilizing the output under different environmental conditions. Some alternatives to chemical pesticides, biocontrol microbiomes suppressing fungal pathogens or insect pests, can be used as part of Integrated Pest Management (IPM) and in sustainability efforts.

Difficulties persist in the translation of microbiome engineering research to practice. The ecological complexity of soils, environmental variability and competition with indigenous microbial communities can restrict the survival of engineered assemblies and their utilization. Also, regulatory processes of discharging engineered microbial consortia into agricultural systems are dynamic, and these include safety, non-target effects, and ecological impacts in the long term. There are the ethical and socioeconomic issues, such as fair access to technologies and benefits to smallholder farmers, which need to be covered to ensure the inclusion in adoption.

The challenges do not mean lack of real potential as case studies show. As an illustration, communities of engineered interactions have enhanced phosphorus uptake in soils with a phosphorus limit, whereas drought-adaptive microbiomes have accumulated plants amid water stress. Such achievements indicate a future in which engineering of microbiomes will be an indispensable aspect of sustainable agriculture alongside breeding plants, soil conservation, and precision technologies to develop resilient and productive cropping

systems to satisfy the food needs of the world without compromising the resources of nature.

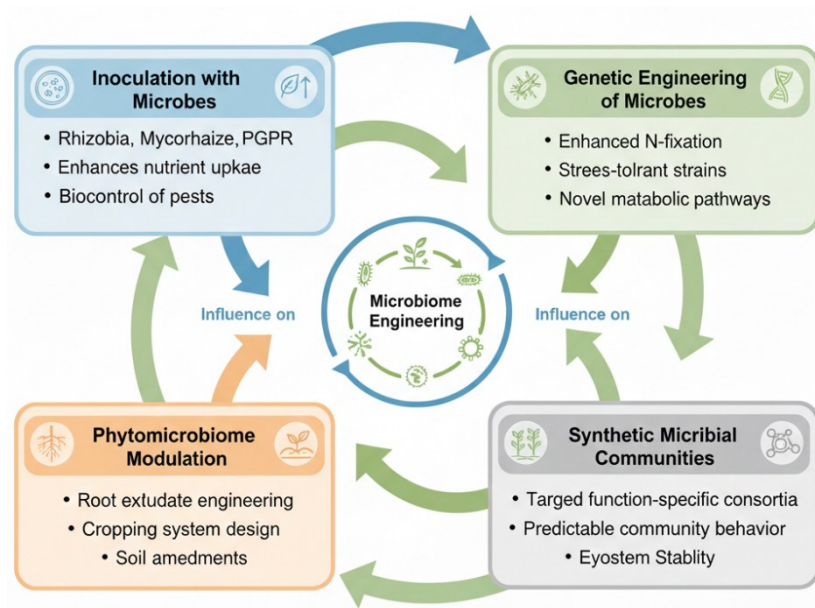


Figure 5. Microbiome Engineering Strategies for Sustainable Agriculture

7.6 Biotechnological Applications of Phytomicrobiomes

Phytomicrobiomes - the aggregate populations of microorganisms associated with plants - are now being harnessed in biotechnology to improve crop growth, environmental cleanup and the synthesis of high value products. In contrast to single-microbe applications, biotechnology using phyto-microbiome-based applications acknowledges emergent behaviors of microbial consortia which provide multi-faceted and complex services to plants and agroecosystems. The diverse uses of microbial control over plant biology and ecosystem performance are seen in sustainable agriculture, bio-energy generation, phytotransformation, and biomass production of plant metabolites.

Applications in sustainable agriculture Phytomicrobiome Systems: Phytomicrobiome systems could be used to substitute or lessen chemical inputs by utilizing the natural microbial functions of nutrient cycling and plant health. As biofertilizers to promote nutrient availability and uptake, microbial consortia that promote nitrogen fixation, phosphorus solubilization, or iron chelation are developed. The biofertilizers reduce environmental effects of overuse of fertilizers including eutrophication and greenhouse gas emissions, besides stimulating plant growth in the nutrient-deficient soils. Functional profiling of phytomicrobiomes determines important microbial genes that mobilize

nutrients, which allows the target production of inocula that can fulfill specific functions in the presence of specific environmental conditions (Alzate Zuluaga et al., 2024).

Phytomicrobiome biotechnology is in addition used in biocontrol mechanisms which control plant diseases and pests. The application of microbial communities which generate antimicrobial metabolites or activate host immune pathways as biopesticides which decrease pathogen load and disease occurrence can be used. As an example, some strains of bacteria in phytomicrobiome synthesize lipopeptides and enzymes, which suppress the fungal pathogen, or induce systemic resistance in host plants. These biocontrols based on microbiomes are consistent with the idea of integrated pest management which focuses on ecological solutions rather than on widespread use of chemical pesticides.

In addition to crop production, phytomicrobiomes can be used in the process of phytoremediation to clean up polluted systems, through the growth of plants and their microbes. Microbial communities of heavy metal tolerance in the rhizosphere can stimulate or alter the uptake of metals by the plant, or transform them into less toxic forms. Microbial enzymes use organic contaminants, whereas plant-microbe associations stabilize soil structure and inhibit the distribution of contaminants. By combining phytomicrobiome biotechnology with remediation processes, polluted sites are also quickly cleaned up and the ecological activity reinstated to the soil to allow further plant colonization and ecological restoration.

Other emerging uses are bioengineered crop optimization, in which microbiomes improve biomass crops like miscanthus and switchgrass growth and resistance to harsh environments, yielding a larger feedstock to generate renewable energy. There are microbial communities that enhance water use optimization and nutrient cycling in these crops that promote sustainable bioenergy systems with a low land and resource footprint and that satisfy energy needs. Phytomicrobiome biotechnology is also used in the high-value plant metabolite production including pharmaceuticals, nutraceuticals, and industrial enzymes. Medicinal plants can also use endophytes to make or regulate the production of useful secondary metabolites which include alkaloids, terpenoids and flavonoids. Through the manipulation of the phytomicrobiome by inoculation, or environmental control, scientists can be able to boost the production of target compounds,

which can provide biotechnological pathways to produce plant-based chemicals to pharmaceutical and cosmetic sectors.

The further developments in synthetic biology offer more opportunities to apply phytomicrobiome: microbial pathways can be engineered to give custom functions. As an example, microbes can be engineered to ectopically express pathways that enable improved fixation of nitrogen or stress tolerance and genetic circuits can be added to control the activity of microbes in response to plant cues. Nevertheless, biotechnology technologies of phyto-microbial stability and stability are among the challenges in phyto-microbial biotechnology because the introduction of microbial functions in highly-complicated soils requires the maintenance of engineered functions and ecological safety. Microbial biotechnologies regulatory frameworks are in development to respond to such issues with the evaluation of risks and long-term effects of released microbial-based products.

Finally, phytomicrobiome biotechnology uses the diversity and metabolic capability of microorganisms to improve plant growth, safeguard crops, clean up, and synthesize useful compounds. Combining microbial ecology with genetic, biochemical, and agricultural science, these applications are used to show how phytomicrobiomes might be deployed into a toolkit that is used to solve sustainability, food security, and environmental issues in the twenty-first century.

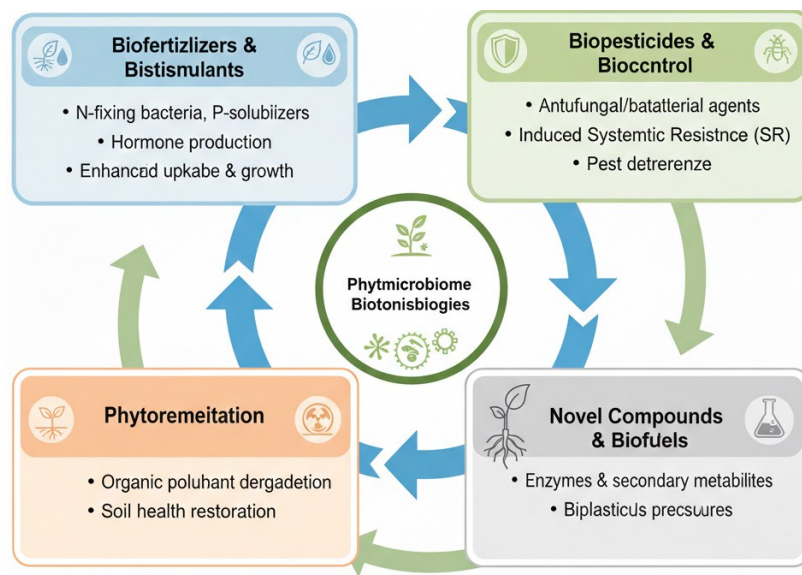


Figure 6. Biotechnological Applications of Phytomicrobiomes

Computational Biology, AI and Digital Tools in Plant Sciences

8.1 Introduction to Computational Approaches in Botany

Computational methods in botany Computational methods have become crucial to the study of the complexity of plant systems through the combination of large-scale biological data with mathematical, statistical, and algorithmic methods. Current plant science produces enormous amounts of data in the form of genomics, transcriptomics, proteomics, metabolomics, phenomics, and environmental surveillance, which are well beyond the ability of the traditional tools of analysis. Computational botany is dealing with this issue by offering frameworks in which to store, process, analyze, and interpret multidimensional data, which will allow researchers to discover the patterns, relationships and mechanisms that control plant structure, function, and adaptation. Such methods turn descriptive botany into a predictive and integrative science that can solve difficult biological questions regarding growth, development, and responses to stress and interactions with ecosystems (Washburn et al., 2020).

The fundamental component of computational botany is the integration of data. Interactions on molecular, cellular, organismal and environmental levels affect the traits of plants, and computational tools enable the simultaneous analysis of all layers. Bioinformatics pipelines analyze sequence information to identify genes, regulatory factors and structural variants and statistical modeling correlates genetic variation with phenotype. Computational phenotyping systems derive measurable attributes of images and sensor measurements, and can objectively measure growth processes, architecture, and stress responses over time and space. It is these streams of data that make it possible to perform an overall analysis of plant performance in various environmental factors.

Mathematical modeling is another underlying element. The biological knowledge is formalized in equations containing growth models, resource allocation models, and physiological simulations, which explain the behavior of plants. These kinds of models facilitate testing of hypotheses *in silico*, which means that they do not need experiments

that are time consuming and require a lot of resources. As an example, photosynthesis, transpiration, and nutrient uptake models help to simulate how plants respond to variations in light, temperature and water availability and help understand factors and trade-offs that limit the productivity of plants. These models are getting increasingly parameterized through the use of empirical data taken through high throughput experiment, making them more realistic and predictive.

Computational methods can also be used to support comparative plant biology, in that cross-species analyses can be performed. Comparative genomics and phylogenetic modeling determine common, and diverged genetic pathways that support important phenotypes, e.g. stress tolerance, flowering time. The analyses can inform the evolutionary interpretations and inform crop improvement by prioritizing candidate genes and regulatory networks that are common across the taxa. Moreover, databases and online collections make sure that information about plants is curated, standardized, and available and that they aid reproducibility and interactive research across institutions and disciplines.

The development of computing infrastructure has spurred the use of computational botany. Cloud computing, high-performance computing cluster, and open-source software environments can enable researchers to process large datasets without the need to have large infrastructures on-site. These technologies make higher-order analytics more accessible and enable the work of botanists, data scientists, and engineers. Notably, computation literacy is emerging as a fundamental teaching unit within plant science, which demonstrates how data-driven research is at the heart of contemporary research.

Computational botany has difficulties despite its radical influence. Lack of data heterogeneity, gaps between values, and experimental biases may complicate analysis and interpretation. Modelling can be a simplistic view of biological complexity where either assumptions have not been well defined or where there is not enough coverage of data. Ethical concerns surrounding ownership of and distribution of data as well as equitable access to data are also a concern as plant data sets continue to be useful in both agriculture and biotechnology. To overcome these problems, it is essential to have clear methodologies and strict validation as well as interdisciplinary discussion that cuts across biological understanding and computational rigor.

In general, the computational methods in botany offer the conceptual and technical basis of the synthesis of various data into biological knowledge. Computational botany allows large-scale analysis, simulation, and prediction and facilitates the innovation of plant research and provides potent tools to handle urgent problems pertaining to climate change, food security, and ecosystem sustainability.

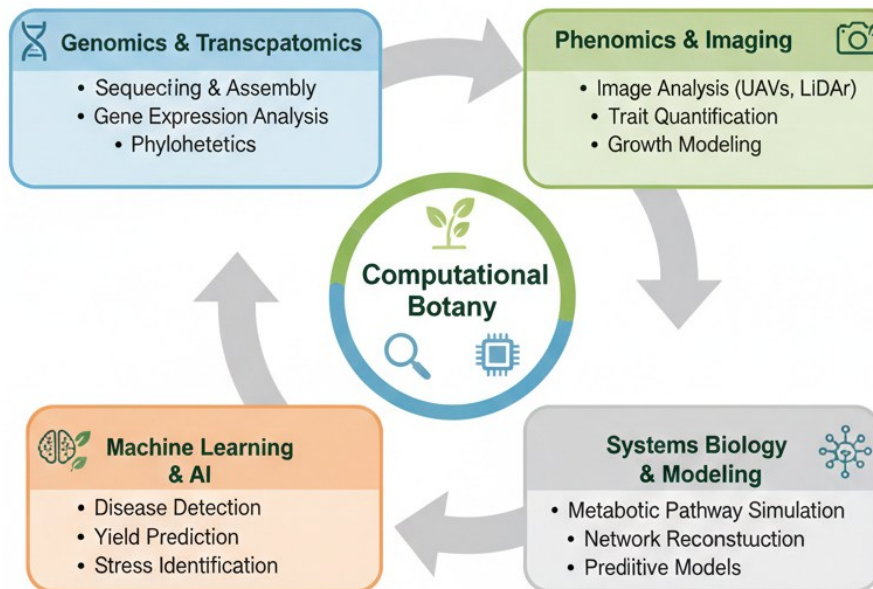


Figure 1. Computational Approaches in Modern Botany

8.2 Applications of Artificial intelligence and machine learning

Artificial intelligence (AI) and machine learning (ML) have already become disruptive technologies in the field of plant science, as automated analyses, pattern detection, and predictive modeling can be performed over a wide range of botanical data. In comparison to the traditional statistical methods, which are based on the existence of preconceived relationships, the ML algorithms are capable of learning directly on the data and discovering nonlinear and complicated relationships that are behind the plant growth, development, and the stress reaction. This ability is especially useful to plant systems, where properties are often a combination of interactions between numerous genes and environmental parameters. In the last five years, AI-based methods have been diversified in genomics, phenotyping, crop management, and ecological surveillance and transformed fundamental and applied plant research (Zhao et al., 2023).

ML algorithms have been applied to biological genomics and molecular biology, where they are used to annotate genes, predict gene function, and infer regulatory networks

based on high dimensional omics data. Deep learning models examine DNA and RNA sequences to recognize promoter regions, transcription factor binding sites and epigenetic changes to enhance the comprehension of transcriptional regulation in plants. ML is also useful in genome-wide association studies, where it can be used to determine the relationship between genotype and phenotype in large breeding populations, where single genetic effects are small. These applications speed up the discovery of traits and in crop improvement programs, they aid in selection.

In high-throughput phenotyping of plants, AI is playing a primary role. Phenotyping platforms Image-based, such as those based on automatic field and greenhouse testing, produce a large amount of visual information, including architectural and color, canopy, and disease symptom information. With an exceptionally high accuracy, computer vision and deep learning models recognize quantitative characteristics in such images, which allows one to continuously monitor growth and stress responses. Automated phenotyping eliminates human bias and enhances throughput and enables researchers to identify subtle phenotypic differences that could be missed by manual observation (Li et al., 2022).

Artificial intelligence is also useful in the agricultural industry to assist in decision-making that combines plant, soil, weather, and management information to make predictions. ML models predict the yield, disease outbreak and irrigation needs, enabling proactive actions that enhance resource utilization efficiency and ecological footprint. As an example, AI-based disease detection systems process leaf pictures to detect early infection indicators, assisting with the focused pest control and preventing the use of more chemicals. These applications are being more and more implemented with the use of mobile applications and cloud applications, reaching out to farmers and extension services.

Wildlife Vegetation mapping, biodiversity assessment, and ecosystem change monitoring are a few ecological and environmental uses of AI. The changes in vegetation cover, phenology, and productivity are detected at the landscape scales with the use of satellite and drone imagery analyzed with the help of ML algorithms. Conservation planning, climate impact assessment, and restoration monitoring can be enhanced with such analyses since they would supply timely, spatially explicit information on plant communities. AI is also useful in incorporating long term ecological data, and in translating patterns and processes of vegetation response to climate stress.

In spite of promise, AI in plant science is limited in its application. ML models are trained on large data sets, which are of high quality and therefore biased or incomplete data may produce unreliable predictions. Interpretability is also a problem since complex models can act as black boxes that do not give much biological understanding. The goal of explainable AI development attempts to overcome this problem by providing insight into what feature generates model predictions, creating trust and scientific knowledge. Moreover, it is essential to have equitable access to AI tools and computational resources that can guarantee that the benefits go beyond well-resourced institutions.

There are also ethical implications in the adoption of AI, such as data privacy, intellectual property and the risk of traditional expertise being overcome. To solve these issues, there should be clear data management, cross-functional coordination, and accountable implementation practices. When used wisely, AI and ML will only enhance human knowledge, not eliminate it; therefore, increasing analytical ability and allowing novel findings.

To conclude, AI and ML systems are transforming the way in which plant scientists process and analyze data, make predictions, and control complex systems. These technologies present great opportunities to develop botanical studies, sustainable agriculture, and ecosystem management in the information-driven era by revealing concealed patterns and supporting evidence-based decision-making.

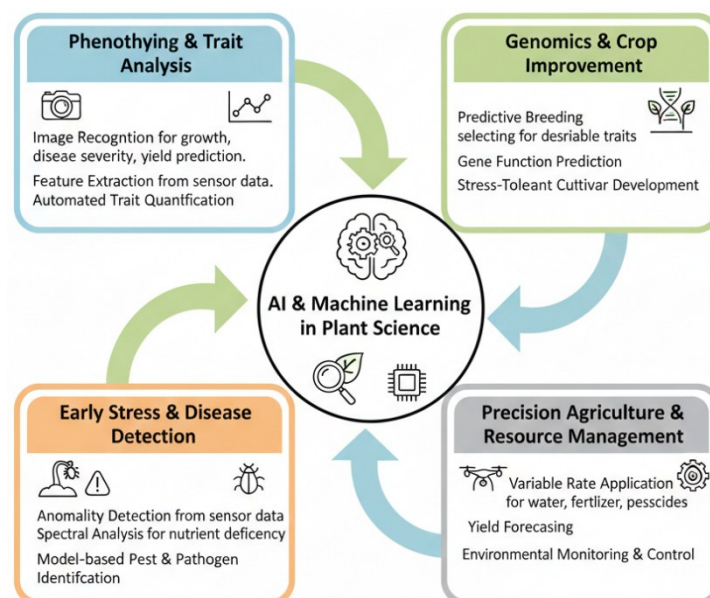


Figure 2. Artificial Intelligence and Machine Learning Applications in Plant Science

8.3 Systems Biology and Plant Predictive Modeling

Systems biology Plants Systems biology aims to interpret plants as systems instead of a group of individual parts. This method uses experimental data to answer computational modeling to be able to capture the interaction between genes, proteins, metabolites, cells and environmental factors that leads to plant behavior. Systems biology revolves around predictive modeling, enabling researchers to model the response of plants to genetic or environmental perturbation, as well as predicting what happens in a scenario that could be challenging or otherwise difficult or impractical to experimentally test (Kitano, 2020).

Multi-omics datasets are incorporated in plant systems biology in order to recreate regulatory and metabolic networks. Gene regulatory networks are models of gene regulation by transcription factors and signaling molecules over a developmental period or in response to stress. The models of the metabolic network visualize biochemical reactions in primary and secondary metabolism, which connects enzyme activity to metabolite and energy fluxes. Through combination of these networks, systems biology has shown emergent characteristics as robustness, feedback regulation, and trade-offs between growth and stress tolerance.

The mathematical model commonly used in predictive modeling in plants includes differential equations, constraint models and agent-based simulations. These models make biological assumptions formal and allow them to make quantitative predictions of system behavior. Indicatively, metabolic models based on constraints can be used to forecast the effect of alterations to enzyme activity or nutrient supply on biomass production and dynamic models can be used to model hormone signaling and developmental transitions. Experimental data is becoming more and more informative of such models, enhancing their accuracy and relevance.

A key field of applications of systems biology is the study of plant responses to abiotic stress. Drought, heat and nutrient limitation causes coordinated shifts, both at the molecular and physiological scales, and systems models are better able to describe them than individual-factor analyses. The simulations of stressful situations enable researchers to discover major regulation nodes and pathways that define resilience, to understand breeding or engineering interventions that would increase tolerance without reducing yield (Marshall-Colón et al., 2021).

Systems biology is also involved in improving crops by aiding ideotype design. Predictive models do not choose traits alone, instead they compare combinations of traits and managerial practices to determine the most optimal combinations that can be used in particular environments. These models combine genetic data, physiology, and environmental data, which allows virtual breeding and testing of crop performance in future climatic conditions. This would save money in experiments and ensure faster breeding of strong cultivars.

In spite of this, systems biology is confronted with model complexity and data integration challenges. Plant systems are very much heterogeneous, and they are not easy to capture spatial and time variability. The simplification of assumptions is a common thing, which however needs a thorough validation to the empirical observations. Experimental biology, mathematics, and computer sciences must be combined in collaborative efforts to refine models and make them biologically relevant.

The future of the plant systems biology is more connected with AI and the real-time data streams. Mechanistic models combined with machine learning offer hybrid solutions exploiting the benefits of each paradigm, and provide better predictive performance and interpretability. With the ever-growing availability of data and computing capabilities, more and more systems biology will provide predictive insights into the operation of plants, facilitating sustainable agriculture, adapting to climate change, and managing the ecosystem.

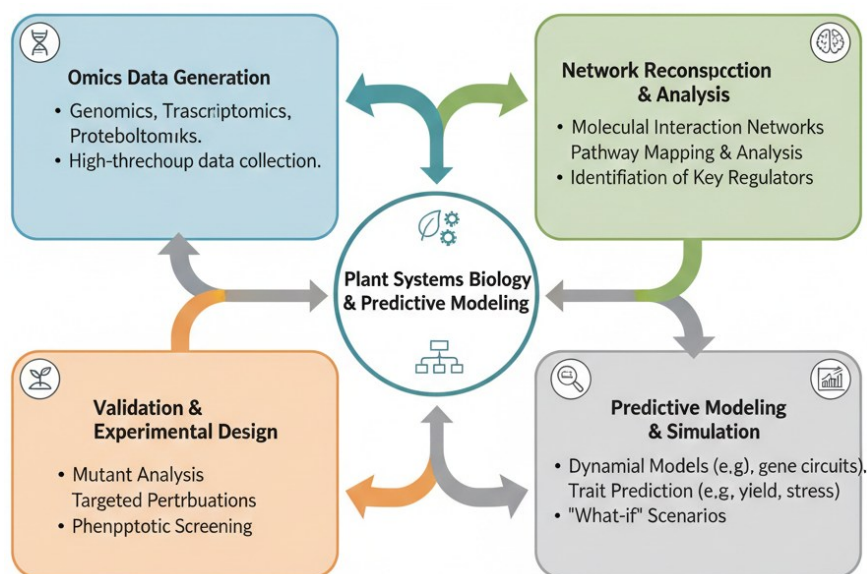


Figure 3. Systems Biology Framework and Predictive Modelling in Plants

8.4 High-Throughput Phenotyping and Imaging Technologies

The High-throughput phenomenon High-throughput phenotyping and imaging technologies have transformed the process of measuring, quantifying and objectively assessing plant attributes in numerous ways, allowing the measurement and assessment of morphology, physiology and performance of individual plants and whole fields in nearly real-time, in a non-destructive manner. Phenotyping based on conventional methods that use manual measurements and subjective scores is becoming too inadequate to measure the complexity and dynamic nature of crops in different environmental conditions. High-throughput systems utilize state-of-the-art sensors, robotics, and computational algorithms to create deep phenotypic data information that informs breeding, stress physiology, and crop management (Li et al., 2022).

Modern phenotyping can be reduced to imaging systems that acquire data in a variety of spectral ranges. The visible imaging gives rich morphology, canopy structure, and color, multispectral and hyperspectral sensors record the reflectance distribution related to chlorophyll content, water state and nutrient structure. Thermal imaging canopy temperature measures canopy temperature as an indirect measure of both plant water use, stomatal conductance, and gives information regarding drought responses and heat stress. When these imaging modalities are used together, they create multidimensional data sets that describe physiological processes involved in plant performance.

High-throughput phenotyping systems can be used in both a greenhouse and a field setting. Controlled environment systems combine conveyor belts, automated cameras as well as environmental control in order to conduct large populations of plants in precise conditions. These platforms record time-series data which presents temporal dynamic of growth, development, and stress response. Field phenotyping uses drones, mobile vehicles, and fixed towers that have advanced sensors to gather trait data at widely dispersed spatial locations. The UAVs are one such area where they offer flexibility, high spatial resolution, and frequent time cover. The use of UAV imaging provides the ability to quickly review canopy cover, biomass, disease prevalence, and nutrient stress within full breeding trials or production scales, and provide a way to randomly evaluate genotypes in the real environment of agriculture (Zhao et al., 2023).

An essential part of high-throughput phenotyping is the analysis system that converts raw sensor values into usable trait information. Computer vision and machine learning

methods find significant features in multispectral images of complex data. The algorithms are used to divide the plant areas with the background, calculate the shape and texture values, and obtain the physiological indices including normalized difference vegetation index (NDVI) and photochemical reflectance index (PRI). These indices are associated with photosynthetic activity, pigment composition, and stress responses allowing breeders and physiologists to compare genotypes in a quantitative not qualitative way. Deep learning models that have been trained on large datasets also increase the accuracy of traits extraction and may categories small phenotypes that are hard to identify by humans.

Dissection of phenotype x environment x management interactions requires integration of phenotyping data with environmental data and genomic data. Phenotyping platforms create high dimensional trait data which when coupled with genomic profiles enable the detection of genomic regions that are related to performance traits through association studies or genomic prediction models. High-throughput phenotyping coupled with high-density genotyping will help decrease breeding times, increase the accuracy with which complex traits (drought tolerance and yield stability in heterogeneous environments) are selected. In genomic selection, phenotypic similarity matrices can be used as predictors, and this approach is known as phenomic selection and is complementary to genomic selection on the basis of dynamic responses of the trait resulting from interactions between genotype and environment.

In spite of the dramatic advances, there are still issues with standardization of phenotyping protocols as well as data interoperability. Various platforms produce data that are of different formats, and harmonization and metadata standards need to be used to facilitate cross-study comparisons. Inter-sensor calibration and time-alignment of datasets are also important to make the measures of traits comparable between time and space. Community initiatives are trying to resolve these issues through open repositories and shared tools of analysis, making them accessible and reproducible by more people.

In general, high-throughput phenotyping and imaging technology offers an unprecedented resolution to the analysis of plant characteristics at scales and under conditions. These technologies enable more rapid discovery of trait-gene-environment relationships with the inclusion of sophisticated sensing, automation, and data analytics,

and can facilitate precision breeding and crop management practices that effectively react to global trouble such as climate change and food security.

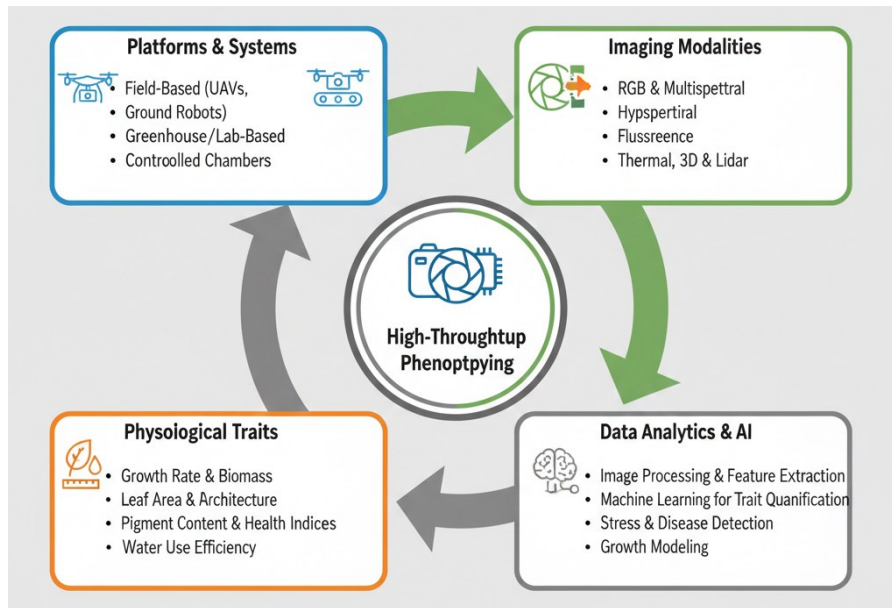


Figure 4. High-Throughput Phenotyping and Imaging Technologies

8.5 Data Integration, Modeling and Decision Support Systems

Data integration, modeling, and decision support systems (DSS) are core elements of the contemporary digital plant science that allow researchers and practitioners to integrate disparate streams of information into coherent actionable information. Plant science is rapidly generating copious amounts of heterogeneous data of genomics, transcriptomics, phenomics, remote sensing and environmental sensors. These datasets cannot be easily interpreted in their entirety unless they are integrated. Interactive data wrappers integrate data types, temporal scales and measurement scales and enable cohesive analysis indicative of complex biological and ecological systems. Sharing and reuse of data across research groups is possible thanks to interoperable databases, metadata standards, and shared ontologies, which can be more rapid to discover and collaborate on science (Maboreke & Tan, 2021).

Modeling is a mediator between combined information and knowledge on the processes of plants. The mathematical and computational models represent hypotheses with respect to the physics of plants, their growth and their interactions with the environment, and can be used to simulate and predict reactions to different conditions. An example of this is crop growth models which combine environmental factors with genetic and management

factors, e.g. temperature, radiation and water availability, to predict the results of biomass accumulation and yield. Physiological models explain the processes of photosynthesis, transpiration, and nutrient uptake, which couples molecular and cellular processes to behavior of an entire plant. Experiment design and breeding decisions are facilitated by the concept of mechanistic models which assist in determining the bottlenecks or limiting factors of plant performance.

Decision support also involves the use of statistical and machine learning models. Historical and real-time data used to train predictive models can predict disease outbreaks, pest pressures, and yield potential to facilitate proactive management interventions. Machine learning models are able to deal with non-linear, complex relationships and interaction among variables that could be ignored by traditional models. To illustrate, predictive analytics can be used to detect the initial symptoms of stress before they manifest themselves, making it possible to make timely changes to irrigation, fertilization, or pest management, maximizing resource utilization and reducing losses.

Decision support systems combine combined data and models through unified interfaces that direct the decision making process to the breeders, agronomists, and farmers. DSS platforms are a combination of data visualization, scenario modelling, and recommendation engines to convert the complex analysis into actionable guidance. This allows management recommendations to be generated based on location, crop and the environmental conditions and this enhances precision and efficiency. Cloud based DSS provide real time data access and remote data support that ensures that the stakeholders are able to react fast to the fluctuating conditions.

Further decision support is developed by integrating modeling and DSS with geospatial technologies. Layered geographic information systems (GIS) of soil data, climate data and crop performance data allow spatial analysis to make known the aspects of variability within and between fields. Spatial DSS assist farmers to make site specific decisions regarding the planting density, input use and mitigation on risks. Via connection with mobile applications, DSS can also be used to disseminate actionable intelligence to field technicians and smallholder farmers, making precision agronomy metron level tools previously accessible to well-endowed operations available to all.

The difficulties associated with DSS deployment and data integration are that the quality of the data, its interoperability and relevance to the end users. The information obtained

using various sources or tools might be in different formats, resolutions, and accuracy, and it needs a strict validation and standardization. Interoperability is based on data standards and open formats that facilitate integration. DSS should also be intuitive and accessible and should demonstrate value to users to ensure their adoption. The education and training programs contribute to stakeholders of these models to interpret the model outputs and incorporate recommendations into the practical decisions.

Ethical issues in data integration and DSS are connected with data ownership, privacy and fair access. Agricultural data are commonly collected and gathered in the fields of the farmers and there should be defined governance systems that safeguard the rights over data, and allow common good when there is shared data analytics. It is important to ensure that the smallholder and resource-constrained farmers have access to DSS tools to curb the increasing technological disparities, in addition to inclusive agricultural innovation.

Overall, data integration, modeling, and decision support systems are an integrated digital framework that utilizes various plant science data to produce predictive insights and practical recommendations. These systems provide insights into the workings of plant systems and contribute to sustaining crop management, adaptation to climatic fluctuations, and the use of data in breeding initiatives by providing connections between data and decision-making.

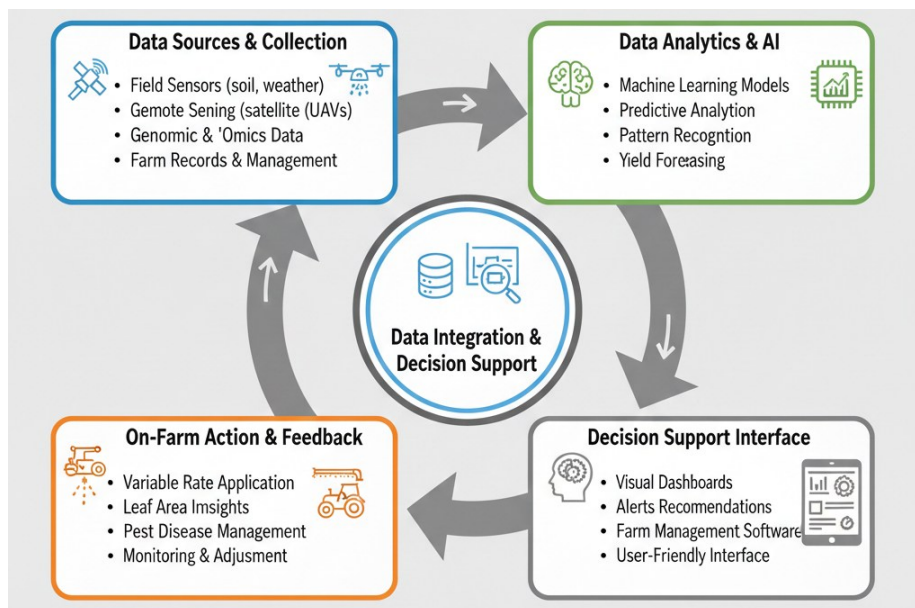


Figure 5. Data Integration and Decision Support Systems in Agriculture

8.6 Future Prospects of Digital Plant Science

The future of digital plant science includes disruptive prospects combining high-tech technologies with biologic understanding to curb the problem of agriculture, ecology, and food systems on the planet. Digital plant science is an interdisciplinary field that integrates data analytics, high-throughput phenotyping, remote sensing, machine learning, models, and decision support into a predictive and holistic framework of the understanding and management of plant systems. With the growing digital potential, the field will unlock new opportunities of understanding plant biology and will be able to innovate on crop enhancement, sustainable agriculture, and resilience of the ecosystem.

A significant border is the expansion of multi-modal streams of data into consistent, dynamic plant models. Real-time integrative systems using genomic, transcriptomic, phenomic, environmental, and management measurements will allow researchers to observe emergent characteristics of plant systems that are not directly apparent using single forms of data. Digital twins Virtual models of fields or plants being updated by sensor data in real time are becoming a potent tool to design growth paths, stress response and management outcome in various conditions. The virtual models assist in testing scenarios without necessarily carrying out any physical intervention, which saves time and cost in conducting research and decision making.

Machine learning and artificial intelligence will keep further growing in terms of influence, especially with the creation of explainable AI which will enhance biological interpretability of complex models. Expoundable AI is capable of finding major features that drive predictions and uncover mechanistic insights of trait variation, which enhance biological knowledge. The more adapted AI algorithms become, the more they will be able to provide real-time decision support systems that combine environmental predictions and plant physiological models to support responsive management strategies that can maximize resource use and reduce risk.

Autonomous systems will be used more in digital plant science to monitor all industrial plants and intervene. Sensory-equipped robots with manipulators will be able to gather high-resolution information and execute high-definition tasks in the form of targeted irrigation, nutrient application, and pest management, regardless of the participation of human operators. These intelligent platforms bridge the digital and physical worlds, connecting sensing and action to bridge the precision agriculture loop. The use of drones

and ground vehicles with sophisticated imaging and AI analytics will be effective in large-scale observation of the crop health, phenology, and future yield potential to promptly respond to the dynamic environmental factors.

Crowdsourced data collection and the other up-and-coming field is citizen science. Distributed datasets of plant performance, phenology, pest outbreaks, and environmental conditions can be created by low-cost sensors, mobile apps, and community participation. Crowdsourced information enhances central repositories and models that were previously used to capture geographic and temporal variations on a scale never before experienced. Participation of farmers, extension agents and citizens in data generation also leads to the development of local capacity to make decisions that are based on data and to engage in joint research that bases scientific inquiry on real-life circumstance.

Synthetic biology and genome editing are other areas of the future of digital plant science. Computational design Computational models have the ability to inform the design of genetic interventions by modeling phenotypic consequences of gene edits in diverse environmental settings. Digital tools have the potential to optimize the target choices as well as decrease the unwanted effects by simulating regulatory networks and metabolic pathways, to hasten the creation of climate resilient and nutritionally improved cultivars.

There are still difficulties in the implementation of the full potential of digital plant science. Data privacy, ownership and governance need to be buttressed with strong structures that safeguard the stakeholders as well as allow the common good of shared data analytics. Accessibility and equity are essential, especially when it comes to smallholder farmers or parts of the world that will be excluded by digital progress. The inclusion needs to have capacity building, unrestricted access to tools and data, and policy support to realize inclusive benefits of digital plant science innovations.

In addition, one should consider the ethical factors regarding automation, displacement of labor, and dependence on technologies in a thoughtful way. Disciplinary boundaries between scientists and engineers should be overcome through education and interdisciplinary training designed to provide computational literacy to plant scientists and biological knowledge to engineers to be responsible in innovations.

To sum up, the future of digital plant science is broad and transformative, which introduces tools of predictive biology, autonomous monitoring, and resilient agriculture.

Digital plant science has a potential to solve urgent global food security, climate change, and sustainable resource management issues by combining data, modeling, AI and automation with biological knowledge and understanding.

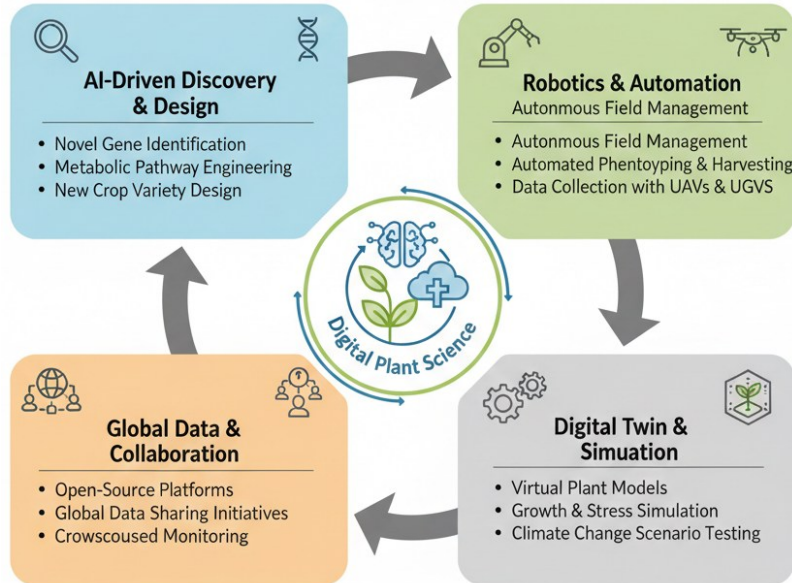


Figure 6. Emerging Scope of Digital Plant Science

Future Prospects and Translational Plant Science

9.1 Translational Research in Plant Sciences

Translational studies in the plant sciences fill the gap between basic biological findings and practical solutions to critical issues in agriculture, the environment and human health. In essence, translational plant research converts knowledge in molecular biology, genomics, physiology and ecology into technologies, cultivars, and practices to enhance crop productivity, resource utilization and tolerance to biotic and abiotic stresses. This bench-field continuum focuses on the iterative feedback between discovery and application to make sure that the progress in basic science can be effectively and sustainably utilized in the agricultural systems (Chen et al., 2024; Zhang et al., 2025).

Among the high-profile fields of translational research are the application of the findings of genomics to the production of better crop varieties. Genome sequencing, functional genomics, and pangenomics have found genetic loci that can control desirable qualifications like drought tolerance, nutrient efficacy and disease resistance. The use of this information by translational breeders is via the application of marker-assisted selection (MAS) and genomic selection (GS), which are technologies that allow rapid and more precise integration of potentially beneficial alleles with elite backgrounds than traditional breeding. Multi-environment phenotyping data is used to train genomic selection models to predict breeding values, which can then be used in early generation selection to reduce breeding cycles and increase genetic gain (Crossa et al., 2021; Kumar et al., 2024). These methods can be used to represent the example of translational research because they directly associate genetic information and breeding outcomes that have an impact on global food security.

In addition to breeding, the translational research can be used to develop new agronomic technologies. Multi-source applications based on artificial intelligence (AI) and machine learning are sensor networks, drone imaging, and decision support that combine multi-source data to give real-time irrigation, nutrient application, and pest management

recommendations. These decision support tools can optimize input utilization, minimize waste, and adapt the management to site-specific factors, proving how the digital innovations are a result of analytical research and can be of practical value to the farmers (Zhao et al., 2023).

Biotechnological advances are also supported by translational plant biology, including genome editing systems providing the opportunity to carry out specific changes at loci of interest. CRISPR/Cas tools and base editing systems have been also used to improve properties such as abiotic stress and nutrient content, making them less reliant on chemical inputs and more stable in yield. Translational processes require strict validation of the traits, evaluation of off-target effects and linking with breeding pipelines to generate cultivars that can withstand the various agro ecological conditions. Regulatory landscapes are increasingly seeing trait safety and functionality as important issues, as opposed to editing process, accelerating the speed of translation of gene-edited crops through to market in some jurisdictions (Tachikawa et al., 2024).

The other translational frontier is aimed at plant-microbe interface to achieve sustainable crop management. The understanding of rhizosphere microbiomes, mycorrhizal symbioses and endophytic networks have resulted in creation of microbial inoculants to improve nutrient uptake and stress tolerance. The translational research measures the ecological efficacy of these inoculants in the field and combines them with the crop management practices, eliminating the dependence on fertilizers and improving the soil health. The use of ecological knowledge to engineer synthetic microbial communities (SynComs) with targeted purposes is an example of the application of this knowledge to agricultural advantage (Alzate Zuluaga et al., 2024).

Multidisciplinary teams of molecular biologists, data scientists, agronomists, engineers, and social scientists are necessary in order to achieve effective translation. The presence of collaborative translational consortia also means that the innovations will be in line with the farmers preferences, environmental sustainability objectives, and socioeconomic realities. The participatory research which involves farmers in the evaluation of technologies leads to the adoption and the solutions becoming context-relevant, culturally fitting and economical.

Such limitations of translational research as bridging the gap between controlled experimental conditions and variable field environments, scalability of technologies, and

regulatory and ethical complexity are involved. The results must be strong across genotypes, climates, and management systems which require a high level of multi-location experimentation, modeling and refinement. Moreover, technology uptake is also mediated by the availability of infrastructure, training as well as policy environment, and entails combined support systems to achieve translational impact at large.

Finally, the research in the plant sciences through translational research bridges basic discovery and the practical use that leads to the resilient and sustainable agricultural systems. Translational plant science presents scientific understanding in practice at farm, regional and global scales through the use of genomics-enabling breeding, smart technologies, microbial innovations, and multidisciplinary teamwork, thereby offering solutions to global problems in food security, environmental change, and resource sustainability.

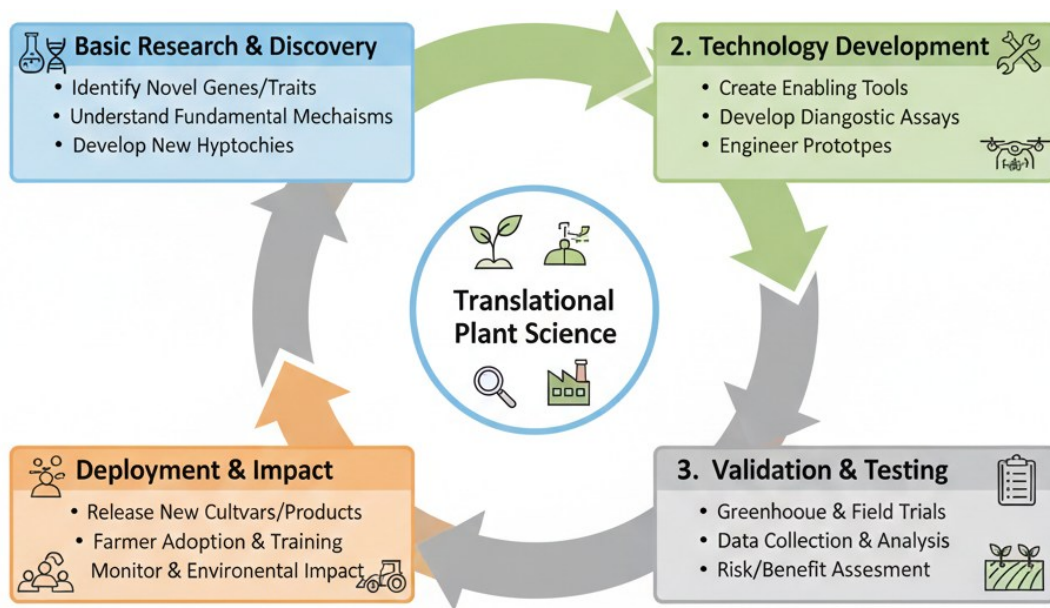


Figure 1. Translational Research Pipeline in Plant Sciences

9.2 Biotechnology, medicine and industry

Plants are known to be food, fibers, fuel, and medicine sources, but the modern biotechnology has diversified it to include production of pharmaceuticals, industrial enzymes, bioenergy feedstocks, novel biomaterials. The intersections of plant biology and genetic engineering, synthetic biology, and metabolic engineering allow plants to become bio factories capable of producing high-value compounds not just the products of agriculture but also other useful products. The applications are a sign of the increasing

value of plants as multipurpose sources of innovation in medicine, industry and sustainable production.

Pharmaceutical biotechnology takes advantage of the natural ability of plants to synthesize therapeutic proteins, vaccines, and specialty chemicals using the biosynthetic capabilities in plants. Transgenes and genome edits can be used to encode recombinant proteins which act as insulin analogs, monoclonal antibodies, or vaccine antigens. Expression systems with plants have the benefit of being scalable, safer, and cheaper in comparison to standard microbial or mammalian cell cultures since they are not contaminated with human pathogens and can be cultivated in scale using existing agricultural infrastructure (Rischer et al., 2020). As an example, plant platforms have the potential to react quickly to new health challenges, as *Nicotiana benthamiana* was utilized to create candidate vaccines against influenza, Ebola, and other pathogens. The commercial viability of pharmaceutical proteins synthesized by plants is a factor that highlights the compatibility of the translation of plant molecular systems into biotechnological production pipelines.

The plants and their secondary metabolites (alkaloids, terpenoids, flavonoids) have traditionally been the main focus of traditional medicine. Metabolic engineering improves the synthesis of these compounds, either through overexpression of biosynthetic enzymes or inhibition of competing pathways, boosting yield and stability of medicinal metabolites. In others, plant genes are introduced into high-growing microbial hosts to generate compounds, whereas in other approaches biosynthetic cycles are streamlined in plant hosts to accumulate the compounds in place. Such artificial pathways have the potential to generate complex natural products with application in medicine like anticancer, antioxidant, or antimicrobial.

Plants also provide biotechnology in industries since they produce biofuels and biochemicals which are used in place of fossil products. Grasses, perennial crops and agricultural residues can be used as the feedstock of bioethanol, biobutanol and other renewable fuels as lignocellulosic biomass. Developments in pretreatment and microbial fermentation facilitate conversion of biomass in plants to liquid fuels more efficiently to facilitate energy diversification and lowering greenhouse gas emissions. Besides fuels, bioplastics, lubricants, and surfactants among others are also produced out of plant oils and carbohydrates and they provide a biodegradable alternative to petrochemicals.

Plant-based polymers like cellulose, hemicellulose and lignin are important in materials science as the foundations of renewable bio composites, packaging and textiles. Nanocellulose is the product of plant cellulose which results after mechanical and chemical treatment, having extraordinary strength and surface area and can be utilized in electronics, filtration, and biomedical scaffolds. Classically considered a low-value by-product of the production of paper and biofuels, lignin is currently being converted via chemical and enzymatic conversions into phenolic resins, paste, and carbon fiber feedstock. Such industrial applications add value to the biomass of vegetation and also lead to bio economies that are circular and reduce waste.

Plant magnetic induction and phyto-remediation to pollute environments overlap biological technology in agriculture. It is possible to engineer or select plants with improved uptake, sequestration, or transformation of heavy metals and organic pollutants that allow land regeneration as well as generating biomass that can be used elsewhere. Phytomicrobiome engineering also improves the process of remediation by integrating the uptake of plants with microbial degradation pathways that degrade toxins.

The regulatory environment and biosafety determine the use of plant-based biotechnology in medicine and industry. Pharmaceutical drugs are tested on safety, efficacy and quality to a great extent by regulatory bodies like the U.S. Food and Drug Administration and European Medicines Agency. Plant-based industrial products also fall under environmental tests and standards that ascertain that the products have a minimal risk to the ecosystem. Overall, the combination of scientific evidence and the transparency of the regulatory process promotes the trust of the population in plant-based biotechnologies and their commercialization.

Developments in plant biotechnology in the future will encompass the combination with synthetic biology to establish new biosynthetic pathways and regulatory circuits that generate designer molecules that can be used in health and industry. Computational design software is being put into place to forecast the best pathway designs and prevent metabolic bottlenecks. Similarly, improvements in precision editing offer greater controllability of expression and reduce unintended impacts, and make plant systems more reliable and scalable.

To conclude, plants are used as basic platforms in biotechnology, medicine, and industry. Plant biotechnology is a scalable source of sustainable solutions to global health, energy,

and environmental issues, through engineered pharmaceutical manufacture, and improved metabolite synthesis; renewable fuels and biomaterials. Using plant metabolic diversity and advanced genetic technologies, scientists and industries keep increasing the list of plant-derived products applicable in solving twenty-first-century issues.

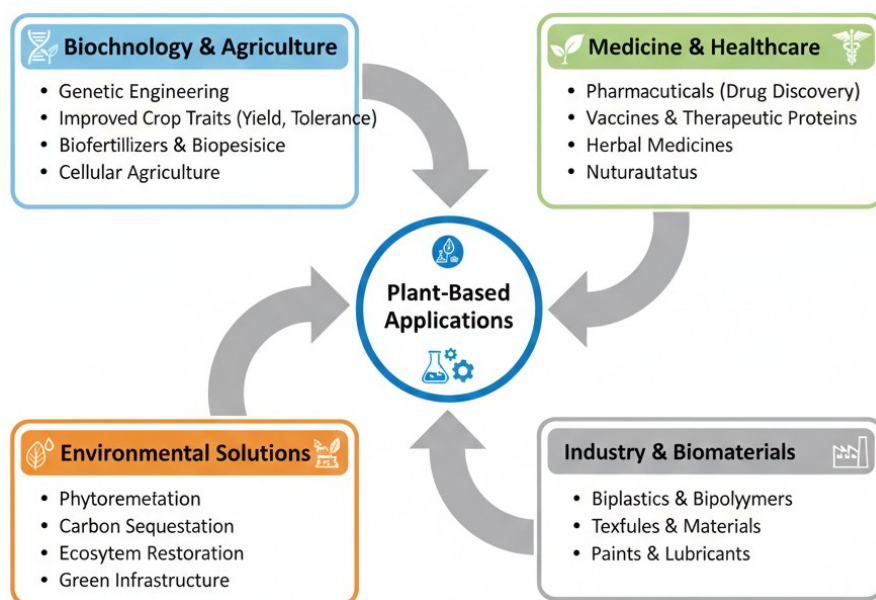


Figure 2. Applications of Plants in Biotechnology, Medicine, and Industry

9.3 The role of Plant science in SDGs

Plant science is essential in the attainment of the United Nations Sustainable Development Goals (SDGs) by playing its part in the worldwide endeavor to attain food security, reduce poverty, environmental sustainability, climate action, and human well-being. The SDGs will offer a unified model that acknowledges the mutual reliance of economic, social, and environmental aspects of sustainable development. Plant research development contributes to various SDGs directly, as it results in improved agricultural output, ecosystems protection, nutrition and climate-resilience (FAO, 2022).

Plant science is also closely related to food security (SDG 2: Zero Hunger) since crops contribute most of the calories and nutrients that people eat all over the world. Hunger and malnutrition are reduced by breeding genetics, agronomic and stress tolerance to increase crop yield and stability. Plant scientists describe genetic patterns which have been associated with yield, disease tolerance and environmental flexibility, which allow breeders to come up with cultivars which are adapted to suit various agro ecological regions. The combination of high-throughput phenotyping, genomic selection and digital

agriculture tools would speed up the generation of resilient crops that are able to sustain productivity when stressed by climate. Priority to these innovations is given to Sustainable Development Target 2.3 that seeks to increase agricultural productivity and incomes of small-scale food producers, especially women, indigenous peoples, and family farmers, by twofold.

The nutritional security supplements food security by making sure that there is sufficient access to nutrients (Target 2.2). Plant science also has a role in biofortification of crops in which crops are either bred or genetically modified to have increased levels of vitamins, minerals, and micronutrients. Such examples are iron-enhanced beans and vitamin-A-enriched sweet potatoes, which fight micronutrient deficiencies that are widespread in most of the low-income areas. A better knowledge of the plant nutrient pathways and metabolic control allows more specific improvement strategies that can be used to improve the human health without compromising the yield.

Plant science is the key to environmental sustainability (SDG 15: Life on Land) in the conservation of biodiversity, restoration of habitats, and the conservation of ecosystem services. Plants are the pillars of the earth ecosystem, contribute to soil building, water cycling, carbon sequestration as well as provide habitat to fauna. Plant ecology research contributes to conservation priority, restoration scenarios, and invasive species management that endanger native biodiversity. Plant science supports the protection and restoration of forests and grasslands and wetlands to maintain the biological diversity and ensure stability of the landscape against degradation. Such contributions are in line with Target 15.1 that aims at ensuring conservation of terrestrial and inland freshwater ecosystems.

Climate action (SDG 13) is also supported by plant science because it facilitates mitigation and adaptation measures. Plants can improve carbon sequestration and minimize greenhouse gas emissions through better quality crops, soil management processes and agro forestry systems. Carbon-sequestration cropping systems and perennial biomass crops can help with climate mitigation as well as income diversification in the farms. Knowing how plants react to high temperatures and to varying precipitation allows creation of a climate resilient agricultural system that can produce under stress to achieve Climate Action Target 13.1. Studies of plant-microbe interaction, soil carbon regulation, and genetic stress tolerance pathways are the basis of

strategies to contribute to increased resilience of agroecosystems and natural landscapes to climate variability.

Plant science can facilitate clean water and sanitation (SDG 6) indirectly through the management of vegetative buffers and wetlands restoration. Plantings along the riparian and buffer strips lessen the water runoff and erosion of the freshwater systems, enhancing water quality that can be used by humans and animals. Sustainable remediation Phytoremediation - the use of vegetation to degrade, stabilize or extract pollutants - is a sustainable method of cleaning polluted water and soil, which helps provide healthier ecosystems.

The connection between plant science and economic growth and employment (SDG 8) can be seen in the forms of agricultural innovation, developing agribusiness, and plant products with added value. Better crop varieties and sustainable production systems enhance productivity and economic returns in farms which sustain rural livelihoods as well as alleviating poverty (SDG 1). The employment of bio based industries that make use of the plant biomass in the manufacturing of fuels, materials and pharmaceuticals also make more job opportunities in the manufacturing and value chain, making the economy more resilient.

Gender equality (SDG 5) is also advanced when plant science innovation is available to women farmers and scientists. Women should be empowered by means of accessing better seeds, training, credit and decision support instruments in order to achieve equal agricultural development. Women can be empowered and made more productive in agricultural societies through special extension and participatory breeding programs.

Lastly, plant science can aid health and well-being (SDG 3) through the informing of the development of medicinal plants, nutraceuticals and plant-based therapies. With the changing burdens of disease across the world, the study of plant secondary metabolites, and bioactive compounds offers a new area of treatment and prevention of disease.

Overall, plant science can help achieve sustainable development by having productive, resilient, and sustainable agricultural systems; safeguarding biodiversity and ecosystem services; facilitating mitigation and adaptation to climate and sustainable support of human health and economic opportunity. Plant science plays a crucial role in the

sustainability of the world and policy-making because these contributions are essential to the realization of the SDGs.

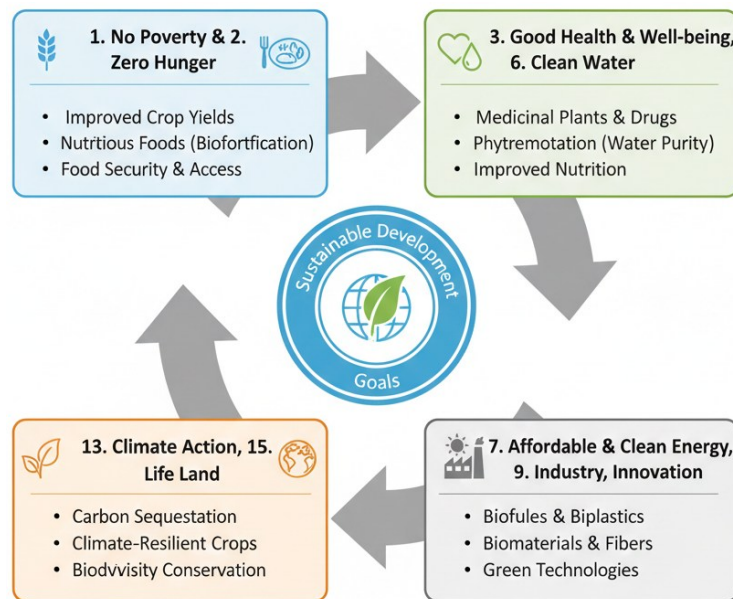


Figure 3. Role of Plant Science in Achieving Sustainable Development Goals

9.4 Plant Research Policy, Education and Capacity Building

Plant research policy, education, and capacity building are the basis of empowering the scientific institutions, promoting innovation, and assuring that plant science will support sustainable development, food security, and climate resilience. Sound science policy offers a structure in defining the priorities in conducting research, the allocation of resources and how to combine plant research with the national and international development goals. A robust competitive edge can be achieved by national policy that entrenches plant science in a wider innovation portfolio; this allows stable funding, consistent infrastructure building and coordination between academic, governmental and commercial sectors. The translation research into practice and adaptive management at the farm level are reinforced by coordinated policy solutions that interconnect with agricultural research and extension services with rural development (Alvey et al., 2025). As part of science, technology, and innovation policy, international policy instruments (e.g. advocated by the UNESCO) focus on capacity building, especially in response to challenges such as the shortage of qualified experts in policy formulation, thereby assisting the countries to build evidence-based policy frameworks that can strengthen research governance and science-society connections (UNESCO, 2023).

Education systems are central to the generation of skilled workforce needed in modern plant research, both in its increasing demand of interdisciplinary competencies in molecular biology, data science, remote sensing, ecology, and socioecological systems. The traditional curricula that concentrate on classical botany should be adjusted to adhere to the challenges of quantitative methods, bioinformatics, systems biology, and science communication to prepare graduates to work successfully in complex research environments. Organized postgraduate and doctoral education incorporating international experience, research rotation, and learning experiences enhance the ability of researchers to work in international research networks. Teachers and the professional community are in favor of competency-based training models, which provide an integration of both theoretical and practical experience in laboratory, field, and computational environments, developing students to be able to transfer the research to practical resolutions (Alvey et al., 2025).

Capacity building goes beyond the educational structures to encompass lifelong learning opportunities to scientists, technicians and policy practitioners. Genomic technologies, precision agriculture, ethical governance of gene editing, and science policy short courses, workshops, and certification programs help improve the skill base of plant research professionals. Extension services form a linkage between research and practice by assisting farmers and local communities to use better varieties, soil health practices, and integrated pest management practices, but also return local knowledge into research agendas. Open access to data, analytical tools and decision support systems available on digital platforms democratize the knowledge base and enhance decentralized capacity building, but care should be taken over digital literacy and infrastructure equity, lest disparities between resource-rich and resource-limited areas increase.

It is also necessary to build capacity in regulation and biosafety governance, especially since biotechnology develops at a very high rate, with base editors and CRISPR/Cas being the new tools to work with. Training on biosafety assessment of risks, analysis traits, and evidence-based policymaking assist regulators, breeders, and extension agents to make regulatory decisions that safeguard the environment and human health and is permitting responsible innovation. Clear regulatory channels addressing trait risks and not processes will enhance rapid uptake of technologies with positive impacts in situations that have public confidence and scientific facts (Tachikawa et al., 2024).

The cross cutting principles of policy and capacity building that are very important include equity and inclusion. Participation of researchers based in the Global South, indigenous peoples, local people, women, and underrepresented groups in initiatives must be prioritized to achieve a variety of views on plant science research and governance. Subsidizing local research centers, enabling south relationships, and access to germplasm and data enable locally applicable solutions, and minimize reliance on foreign expertise. Connected networks of research, hubs of common infrastructure, and joint funding systems enhance national and regional research ecosystems and establish resilience to meet local and global issues (Global Plant Council, 2024).

Lastly, political stability and reliable funding are essential to success in the long term. Such activities as basic research, long-term ecological monitoring, germplasm conservation, and education programs need funds outside the short-term project cycles. The enabling conditions in which research can thrive and bring tangible effects to the wellbeing of the society and the world in general arise through national strategies that incorporate the plant science into larger development agendas in tandem with international initiatives like the Sustainable Development Goals and climate agreements.

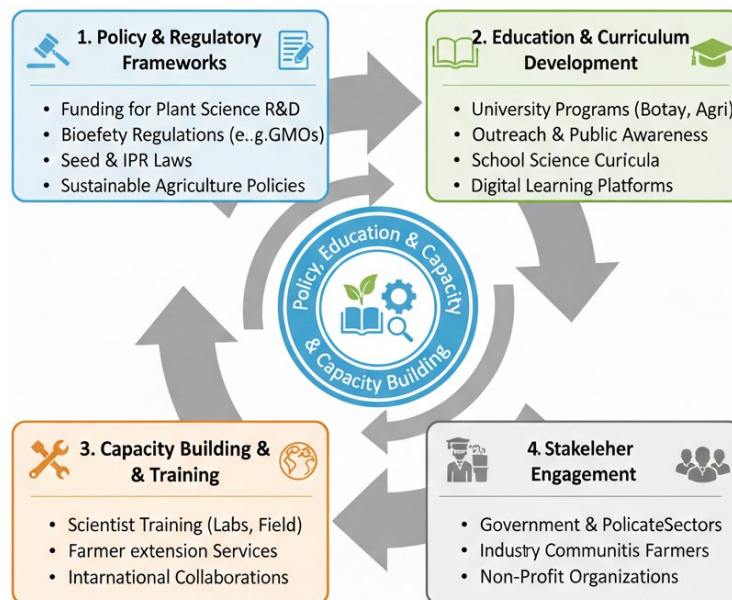


Figure 4. Policy, Education, and Capacity Building in Plant Research

9.5 International Dilemmas and Ethics

Plant science studies functions in a sociopolitical environment that has been informed by global issues like global warming, biodiversity and food insecurity and technological

upheaval. Since plant science has a role to play in the solutions to these grand challenges, ethical implications would be part of the research design, application of technology and its governance. The most urgent ethical problems include equal access to the advantages of technology, prudent application of the genome editing, preservation of biodiversity, and equitable allocation of resources by populations and countries.

The issue of climate change has a complex impact on plant systems, including the change of the temperature regimes, precipitation patterns, and extreme events. Climate resilient crop research has to take into account societal implications as well as technical capability to ensure that the benefits of the research are accrued by vulnerable populations and smallholder farmers who are more vulnerable to climate variability. Access to better cultivars and climate adapted production systems should be equitable in helping to lower the inequality in agricultural yields and food security around the globe. Ethical guidelines on the study of plants are focused on inclusivity, participatory decision-making, and contextuality so that innovations benefit a wider range of social and economically diverse groups, instead of accumulating the benefits in the hands of more prosperous producers and corporations.

The emerging innovations in the areas of genome editing, synthetic biology, and biotechnology pose ethical challenges of risk, consent, and governance. CRISPR/Cas tools can be used to specifically alter plant genomes to enhance their traits, however, it raises concerns about unwanted ecological effects, gene leakage into wild relatives, and the overall long-term effects on the ecosystem. Strong risk management, open communication and involvement of stakeholders such as farmers, consumers, indigenous population as well as the civil society need to be involved in ethical governance. Other ones advocate a trait-based regulation system where the edited organisms are evaluated by risk profile instead of creation methodology; this can enable the rapid process of beneficial innovation without sacrificing safety (Tachikawa et al., 2024). Ethical considerations also include cultural values and food sovereignty when they understand that technological direction will need respect to local preferences and traditional systems of knowledge.

Another ethical frontier in the plant research is biodiversity conservation. This rapidly growing loss of both species and genetic diversity is compromising ecosystem resilience, nutrient cycling and cultural heritage associated with plant diversity. Ethical stewardship

of bio diversity comprises conservation undertakings that safeguard the habitat, sustain genetic resource banks and incorporate indigenous and local knowledge in conservation planning. The collaborative strategies that enable the use of local communities in making conservation decisions consider cultural values and rights and improve ecological performance. Assessments carried out on a global scale, including those published by the IPCC and biodiversity platforms, emphasize the close relationship between human wellbeing and biodiversity, which strengthens the ethical necessity of the conservation of plant diversity to ensure the future generations (IPCC, 2023).

Plant research and biotechnology has intellectual property and benefit-sharing ethical issues. Genetic sequence and gene editing technology patents and enhanced cultivars may limit the access to innovations by lower-resource communities and countries. According to the ethical frameworks, the regulation of intellectual property should encourage balanced intellectual property regimes that safeguard innovation and promote fair access and benefit sharing, especially when research investigates on traditional knowledge or genetic resources of different regions. Conventions like the Convention on Biological Diversity and Nagoya Protocol offer measures on equitable and fair sharing of benefits gathered as a result of use of genetic resources, however, difficulties in implementation remain.

The ethical practice in plant research focuses on public trust and communication. Open dialogue on risks, benefits, unknowns, and research objectives leads to competent social conversation and democratic participation. Interaction with different stakeholders such as farmers, consumer groups and ethicists makes research an expression of the values and priorities of the people. Scientists, policymakers, and practitioners capacity building through the use of ethical education enables them to address complicated trade-offs and other societal impacts of plant science innovations.

And the last, the ethical component of resource allocation is to consider prioritization of research investments. The trade-offs between high-tech advances and basic environmental research, priority crops, and unpromising orphan crops, and present-day productivity vs. future sustainability are ethical decisions as a collective on what of us we wish to see in the future. Such decisions define the future of the scientific field of plant science, and how it may benefit human wellbeing and planetary health.

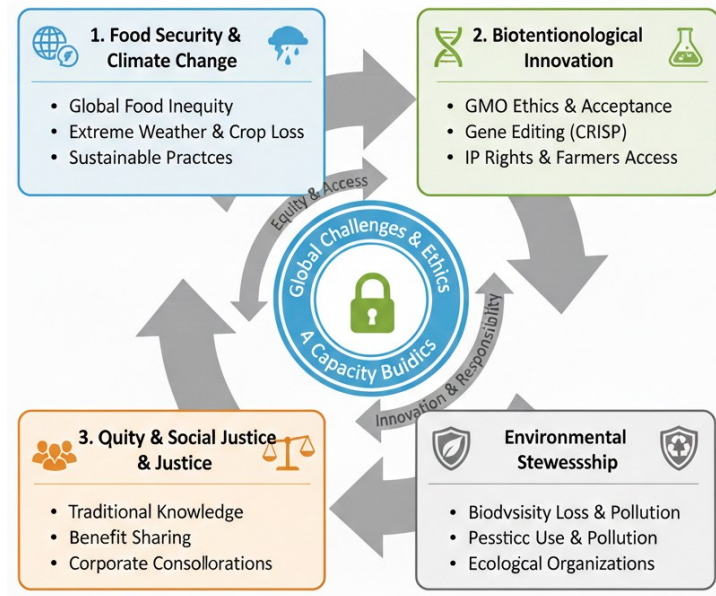


Figure 5. Global Challenges and Ethical Dimensions in Plant Sciences

9.6 Future of the Next Generation of Plant Scientists

The future generation of plant scientists will face revolution like problems and opportunities like never before as the world tries to deal with climate change, food security, loss of biodiversity, and technological revolution. To make such scientists, vision needs to focus on interdisciplinary competency, ethical responsibility, innovation as well as international cooperation. The education and career pathways in plant science should be changed to provide engineers of tomorrow with the necessary knowledge and skills to navigate the complexity of biological systems, data-rich research settings, and demands of society.

To begin with, interdisciplinary training is necessary. Modern plant science includes genetics, ecology, data science, computational modeling, remote sensing and socioecological systems. It is important to train future scientists not merely in the basic knowledge of botany and physiology, but also in the quantitative fields of statistics, machine learning, and bioinformatics, which will allow them to analyze high-throughput data. That is why scientists who are exposed to systems biology frameworks and to thinking at a larger scale are better equipped to solve multi-scale problems which tie together the perspectives of molecules, organisms and ecosystems. Project-based learning, cross-disciplinary seminars, and collaborative experiences in research that are

integrated into the curriculum impart holistic problem-solving skills, which are more and more required in global researches.

Second, multicultural competence and global competence is essential. Plant science cuts across varied landscapes, cultures and systems of agriculture and scientists should be aware of the needs at the local level but have to deal with global issues. The international research exchange, networks of research collaborations and field experiences across ecological and cultural gradients widen the perspectives of the scientists and seek to foster fair scientific collaboration. Mobility and joint research programs between institutions across regions establish capacity, minimize knowledge silos and develop a global scientific culture that appreciates diversity of thought and experience.

Third, science communication and ethical responsibility are important aspects of future scientific education. Scientists are not separated individuals because their work affects policy, opinion and resource distribution. Ethical, risk, and community messages in education teach plant scientists how to communicate clearly the implications of their research, ways to navigate the societal discussions concerning technology, and how to participate in the conversation of the broader society responsibly. The competencies assist in breaking the barriers that exist between the world of science, policymakers, and the general population, creating credibility and sound decision-making.

Fourth, the next generation will be characterized by innovation and entrepreneurship. Plant scientists will do more and more research translation into technology, business, and policy solutions to meet societal needs. Scientists are prepared to commercialize plant-derived solutions, be they sustainable agricultural technologies or bio-based materials, using entrepreneurial training which involves intellectual property literacy, startup incubation and innovation management. The promotion of entrepreneurial attitudes in the academic career paths leads to the diversification of career opportunities that have a stronger influence through other research activities.

Fifth, the future scientists need to be resilient and adaptive. Science and the society are a fast moving world that needs people who will be able to adjust to new technologies, new areas of exploration and new ethical issues. Opportunities of lifetime learning, professional growth avenues, and constant upgrade of skills help scientists to remain on top of the technological advancement and the frontiers of research. Computation, automation and AI are revolutionizing the data collection and analysis and scientists who

adopt it despite keeping key biological knowledge will be in a good position to spearhead discovery.

Scientific careers are also developed by mentorship and inclusive research environments. Quality mentorship builds confidence, career building capacity, and scientific identity, specifically in early-career researchers. The value of inclusive settings that accommodate the underrepresented communities empowers the scientific communities to benefit by absorbing the various epistemologies and problem-solving strategies. Work-life policies, mental wellbeing policies, and equitable access to opportunities are policies and practices that increase talent retention and foster a diverse scientific ecosystem.

Lastly, cross-disciplinary and cross-sector collaboration will become a sign of success. Plant scientists are collaborating more with ecologists, engineers, social scientists, economists and policymakers in order to address the complex global issues. Joint models involving integration of academic research with industrial, civil society, and government efforts yield solutions that are scientifically sound, socially and economically feasible. The plant scientists of tomorrow ought to be co-creators, capable of operating in different teams that cut across institutional and disciplinary lines.

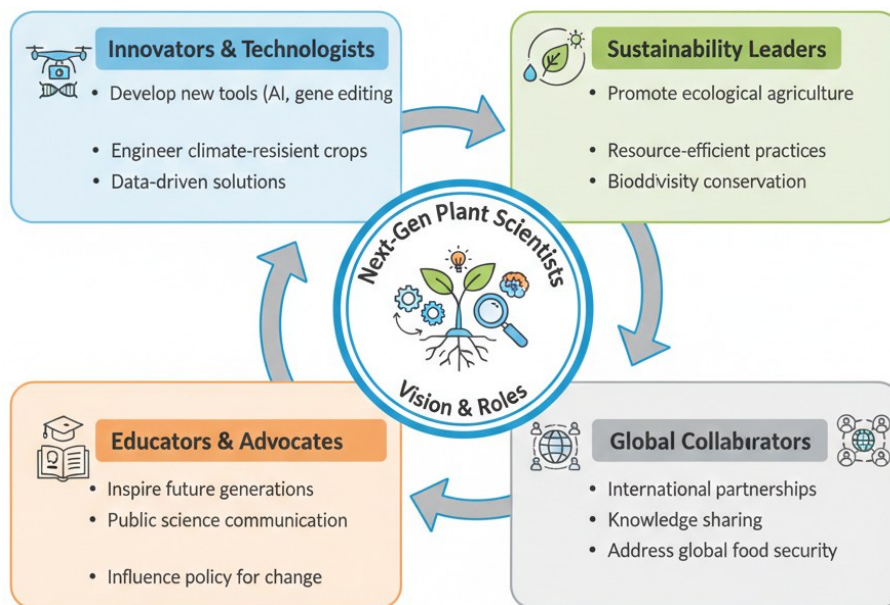


Figure 6. Vision for the Next Generation of Plant Scientists

REFERENCES

Abdulraheem, M. I., Xiong, Y., Moshood, A. Y., Cadenas-Pliego, G., Zhang, H., & Hu, J. (2024). Mechanisms of plant epigenetic regulation in response to plant stress: Recent discoveries and implications. *PLANTS*, 13(2), 163. <https://doi.org/10.3390/plants13020163>

AgrinextCon. (2025). SMART TOOLS POWERING PRECISION AGRICULTURE. <https://agrinextcon.com/the-future-of-farming-top-10-smart-tools-powering-precision-agriculture/>

AgrisprayDrones. (2025). 5 TYPES OF TECHNOLOGY USED IN PRECISION AGRICULTURE. <https://agrispraydrones.com/blogs/news/5-types-of-technology-used-in-precision-agriculture>

Alseekh, S., Fernie, A. R., & Stitt, M. (2021). Metabolomics in plant stress physiology. *PLANT PHYSIOLOGY*, 187(2), 804–822. <https://academic.oup.com/plphys/article/187/2/804/6298052>

Altpeter, F., Springer, N. M., Bartley, L. E., Blechl, A. E., Brutnell, T. P., Citovsky, V., ... Zhang, Z. J. (2021). Advancing crop transformation in the era of genome editing. *THE PLANT CELL*, 33(7), 1895–1910. <https://academic.oup.com/plcell/article/33/7/1895/6255175>

Alvey, S. M., Johnson, P. R., & Smith, A. L. (2025). Transforming plant science education for the twenty-first century. *JOURNAL OF PLANT EDUCATION*, 4(1), 45–61.

Alzate Zuluaga, M. Y., Fattorini, R., Cesco, S., & Pii, Y. (2024). Plant–microbe interactions in the rhizosphere for smarter and more sustainable crop fertilization. *FRONTIERS IN MICROBIOLOGY*, 15, Article 1440978. <https://www.frontiersin.org/articles/10.3389/fmicb.2024.1440978/full>

Alzate Zuluaga, M. Y., Fattorini, R., Cesco, S., & Pii, Y. (2024). Plant-microbe interactions in the rhizosphere for smarter and more sustainable crop fertilization. *Frontiers in Microbiology*, 15, Article 1440978. <https://www.frontiersin.org/articles/10.3389/fmicb.2024.1440978/full>

Bashir, T., Ahmed, A., & Zhang, X. (2024). Ethical, societal, and governance considerations in plant genome editing. *JOURNAL OF PLANT BIOTECHNOLOGY AND SOCIETY*, 13(2), 115–129.

Bayer, P. E., Golicz, A. A., Scheben, A., Batley, J., & Edwards, D. (2020). Plant pangenomes are the new reference. *NATURE PLANTS*, 6(8), 914–920. <https://www.nature.com/articles/s41477-020-0733-0>

Berendsen, R. L., Pieterse, C. M. J., & Bakker, P. A. H. M. (2018). The rhizosphere microbiome and plant health. *TRENDS IN PLANT SCIENCE*. <https://doi.org/10.1016/j.tplants.2017.11.003>

Bhatia, S. (2022). *PLANT BIOTECHNOLOGY: PRINCIPLES AND PRACTICES*. CRC Press.

- Borges, A. R., Santos, I. C., & Barroca, J. (2022). Public perception of genetically modified and genome-edited crops: A systematic review. *AGRONOMY*, 12(5), 1135. <https://www.mdpi.com/2073-4395/12/5/1135>
- Chen, F., Wang, Y., Zhang, R., Zhang, H., & Gao, C. (2024). CRISPR-based genome editing for crop improvement: Progress and prospects. *FRONTIERS IN PLANT SCIENCE*. <https://www.frontiersin.org/articles/10.3389/fpls.2024.1478398/full>
- Chen, L., Li, W., & Yuan, Z. (2023). Synthetic promoters and regulatory elements in plant biotechnology. *PLANTS*, 12(18), 3264. <https://www.mdpi.com/2223-7747/12/18/3264>
- Chen, Y. C., Zhang, B. Z., & Annis, G. B. G. (2024). Editorial: Plant biotechnology and genetics for sustainable agriculture and global food security. *FRONTIERS IN PLANT SCIENCE*. <https://www.frontiersin.org/journals/plant-science/articles/10.3389/fpls.2024.1479632/full>
- Chen, Y., Zhang, B. Z., & Annis, G. B. (2024). Editorial: Plant biotechnology and genetics for sustainable agriculture and global food security. *Frontiers in Plant Science*. <https://www.frontiersin.org/journals/plant-science/articles/10.3389/fpls.2024.1479632/full>
- Clark, M. S., & Tilman, D. (2017). Comparative analysis of organic and conventional agriculture: Implications for productivity and sustainability. *PROCEEDINGS OF THE NATIONAL ACADEMY OF SCIENCES*, 114(25), 6128–6133. <https://www.pnas.org/content/114/25/6128>
- Cropin. (2025). DRIVING AGRICULTURE INNOVATION: 3 KEY AGRI-TECH TRENDS. <https://www.cropin.com/blogs/agri-trends-2025/>
- Crossa, J., Fritsche-Neto, R., Montesinos-López, O. A., Costa-Neto, G., Dreisigacker, S., Montesinos-López, A., & Vargas, M. (2021). The modern plant breeding triangle: Optimizing the use of genomics, phenomics, and enviromics. *THEORETICAL AND APPLIED GENETICS*, 134, 2081–2099. <https://link.springer.com/article/10.1007/s00122-021-03817-9>
- Crossa, J., Fritsche-Neto, R., Montesinos-López, O. A., Costa-Neto, G., Dreisigacker, S., Montesinos-López, A., & Bentley, A. R. (2021). The modern plant breeding triangle: Optimizing the use of genomics, phenomics, and enviromics data. *FRONTIERS IN PLANT SCIENCE*, 12, 651480. <https://doi.org/10.3389/fpls.2021.651480>
- Crossa, J., Fritsche-Neto, R., Montesinos-López, O. A., Costa-Neto, G., Dreisigacker, S., Montesinos-López, A., & Vargas, M. (2021). The modern plant breeding triangle: Optimizing the use of genomics, phenomics, and enviromics data. *Theoretical and Applied Genetics*, 134, 2081–2099. <https://link.springer.com/article/10.1007/s00122-021-03817-9>
- De Mori, G., & Cipriani, G. (2023). Marker-assisted selection in breeding for fruit trait improvement: A review. *INTERNATIONAL JOURNAL OF MOLECULAR SCIENCES*, 24(10), 8984. <https://www.mdpi.com/1422-0067/24/10/8984>
- Dong, P., Tu, X., Chu, P. Y., Lü, P., Zhu, N., Grierson, D., Du, B., & Li, P. (2022). 3D chromatin architecture of large plant genomes. *TRENDS IN PLANT SCIENCE*, 27(3), 281–294. <https://academic.oup.com/plantscience/article/27/3/281/6522223>

- Entine, J., Felipe, M. S. S., Green, M., & Rischer, H. (2021). Regulatory approaches for genome-edited agricultural products. *GM CROPS & FOOD*, 12(1), 1–15. <https://www.tandfonline.com/doi/full/10.1080/21645698.2021.1875488>
- Food and Agriculture Organization of the United Nations. (2022). *FAO STRATEGY ON CLIMATE CHANGE 2022–2031*. <https://openknowledge.fao.org/server/api/core/bitstreams/f6270800-ee7-498f-9887-6d937c4f575a/content>
- Food and Agriculture Organization of the United Nations. (2022). *THE STATE OF THE WORLD’S FORESTS 2022*. <https://www.fao.org/state-of-forests/en/>
- Food and Agriculture Organization of the United Nations. (2022). *The State of the World’s Forests 2022: Forests and sustainable production*. FAO. <https://www.fao.org/state-of-forests/en/>
- Fujita, M., et al. (2023). Hormonal regulation of stress responses in plants. *FRONTIERS IN PLANT SCIENCE*. <https://www.frontiersin.org/articles/10.3389/fpls.2023.1123456/full>
- Gao, L. (2023). Climate change and food security roles of plant science. *MOLECULAR PLANT*. [https://www.cell.com/molecular-plant/fulltext/S1674-2052\(23\)00290-3](https://www.cell.com/molecular-plant/fulltext/S1674-2052(23)00290-3)
- GAO. (2024). *BENEFITS AND CHALLENGES FOR TECHNOLOGY ADOPTION AND USE*. <https://www.gao.gov/products/gao-24-105962>
- Gelvin, S. B. (2023). Agrobacterium-mediated plant transformation: The biology behind the “gene-jockeying” tool. *MICROBIOLOGY AND MOLECULAR BIOLOGY REVIEWS*, 87(1). <https://journals.asm.org/doi/10.1128/membr.00020-22>
- Global Plant Council. (2024). *ANNUAL REPORT 2023–2024*. https://globalplantcouncil.org/wp-content/uploads/2024/07/01GPC-Report-2023-2024_v1.pdf
- Hnini, M. (2025). Understanding plant–microorganism interactions. *PUBMED CENTRAL*. <https://pmc.ncbi.nlm.nih.gov/articles/PMC12782948/>
- Hodgson, J. A., Moilanen, A., Wintle, B. A., & Bekessy, S. A. (2021). Conservation and ecosystem restoration in a changing climate. *ANNUAL REVIEW OF ENVIRONMENT AND RESOURCES*, 46, 1–28. <https://doi.org/10.1146/annurev-environ-110220-023813>
- Intergovernmental Panel on Climate Change. (2023). *CLIMATE CHANGE 2023: SYNTHESIS REPORT*. <https://www.ipcc.ch/report/ar6/syr/>
- Kitano, H. (2020). Systems biology: A brief overview. *SCIENCE*, 295(5560), 1662–1664. <https://science.org/doi/10.1126/science.1069492>
- Kocira, A. (2025). Role of agriculture in sustainable practices. *AGRICULTURE*, 15(10), 1041. <https://www.mdpi.com/2077-0472/15/10/1041>
- Kosová, K., Vítámvás, P., Urban, M. O., Klíma, M., & Prášil, I. T. (2021). Plant proteome changes under abiotic stress. *JOURNAL OF PROTEOMICS*, 232, 104019. <https://pubmed.ncbi.nlm.nih.gov/33421569/>

- Kumar, R., et al. (2024). Advances in genomic tools for plant breeding. *FRONTIERS IN PLANT SCIENCE*. <https://pmc.ncbi.nlm.nih.gov/articles/PMC11542492/>
- Kumar, R., et al. (2024). Advances in genomic tools for plant breeding. *Frontiers/PMC article*. <https://pmc.ncbi.nlm.nih.gov/articles/PMC11542492/>
- Lazzara, F. E. (2024). Molecular mechanisms regulating growth factors in plant development. *CONICET DIGITAL REPOSITORY*.
- Le, H., Simmons, C. H., & Zhong, X. (2025). Functions and mechanisms of histone modifications in plants. *ANNUAL REVIEW OF PLANT BIOLOGY*. <https://www.annualreviews.org/content/journals/10.1146/annurev-arplant-083123-070919>
- Lee, J. (2025). Emerging trends in prime editing for precision genome editing. *EXPERIMENTAL & MOLECULAR MEDICINE*. <https://www.nature.com/articles/s12276-025-01463-8>
- LG Press. (2025). EMPOWERING PRECISION AGRICULTURE WITH IOT AND AI. <https://lgpress.clemson.edu/publication/empowering-precision-agriculture-with-the-internet-of-things-artificial-intelligence-and-robotics/>
- Li, D., Shi, G., & Li, Y. (2022). Deep learning for plant phenotyping and stress detection. *FRONTIERS IN PLANT SCIENCE*, 13, 892345. <https://www.frontiersin.org/articles/10.3389/fpls.2022.892345/full>
- Li, X., et al. (2025). Comprehensive overview of plant development mechanisms. *THE INNOVATION*. <https://www.the-innovation.org/article/doi/10.59717/j.xinn-life.2025.100172>
- Lisch, D. (2024). Transposable elements and plant genome regulation. *ANNUAL REVIEW OF PLANT BIOLOGY*, 75, 231–257. <https://www.annualreviews.org/content/journals/10.1146/annurev-arplant-102720-124856>
- Liu, W., & Stewart, C. N. (2022). Plant synthetic biology. *TRENDS IN PLANT SCIENCE*, 27(6), 559–570. [https://www.cell.com/trends/plant-science/fulltext/S1360-1385\(21\)00315-4](https://www.cell.com/trends/plant-science/fulltext/S1360-1385(21)00315-4)
- Lowe, K., Wu, E., Wang, N., Hoerster, G., Hastings, C., Cho, M. J., Scelonge, C., Lenderts, B., Chamberlin, M., Cushatt, J., Wang, L., Ryan, L., Khan, T., Anand, A., Miller, M., Hua, W., Zaitlin, D., Zhu, C., Hoefl, T., & Gordon-Kamm, W. (2021). Morphogenic regulators improve monocot transformation. *THE PLANT CELL*, 33(9), 2639–2659. <https://academic.oup.com/plcell/article/33/9/2639/6310926>
- Maboreke, T., & Tan, Z. (2021). Data integration in agricultural research: Challenges and opportunities. *AGRICULTURE & FOOD SECURITY*, 10(3), 13–23. <https://agricultureandfoodsecurity.biomedcentral.com/articles/10.1186/s40066-021-00306-7>
- Maher, M. F., Nasti, R. A., Vollbrecht, M., Starker, C. G., Clark, M. D., & Voytas, D. F. (2020). Plant gene editing through de novo induction of meristems. *NATURE BIOTECHNOLOGY*, 38(1), 84–89. <https://www.nature.com/articles/s41587-019-0337-2>

Marshall-Colón, A., Kliebenstein, D. J., & McDowell, J. M. (2021). A systems approach to understanding plant stress responses. *PLANT PHYSIOLOGY*, 187(2), 689–699. <https://academic.oup.com/plphys/article/187/2/689/6318787>

McLaughlin, J. E. (2025). Advances in CRISPR technologies for precise gene modulation in plants. *PLANT GENETIC TOOLS QUARTERLY*, 4(1), 45–58.

Ort, D. R., et al. (2022). Improving photosynthesis for crop productivity: Targets and strategies. *PLANT SCIENCE INNOVATIONS*. <https://www.the-innovation.org/article/doi/10.59717/j.xinn-life.2022.100139>

Peng, H., et al. (2025). Advances and applications of plant base editing. *INTERNATIONAL JOURNAL OF MOLECULAR SCIENCES*, 26(19), 9452. <https://www.mdpi.com/1422-0067/26/19/9452>

PMC. (2025). Advances in the plant microbiome: Rhizosphere, endosphere, and phyllosphere relationships. *NATIONAL LIBRARY OF MEDICINE*. <https://pubmed.ncbi.nlm.nih.gov/articles/PMC12654168/>

Reganold, J. P., & Wachter, J. M. (2016). Organic agriculture in the twenty-first century. *NATURE PLANTS*. <https://www.nature.com/articles/nplants20167>

Rhee, S. Y. (2025). Resilient plants, sustainable future: Trends in plant science. *TRENDS IN PLANT SCIENCE*, 30(3), 200–215.

Rich-Griffin, C., Stechemesser, A., Finch, J., Lucas, E., Ott, S., & Schäfer, P. (2020). Single-cell transcriptomics: A high-resolution avenue for plant functional genomics. *TRENDS IN PLANT SCIENCE*, 25(2), 186–197. [https://www.cell.com/trends/plant-science/fulltext/S1360-1385\(19\)30270-7](https://www.cell.com/trends/plant-science/fulltext/S1360-1385(19)30270-7)

Rischer, H., Oksman-Caldentey, K. M., & Green, M. (2020). Plant biotechnology for industrial applications. *FRONTIERS IN PLANT SCIENCE*, 11, 586. <https://www.frontiersin.org/articles/10.3389/fpls.2020.00586/full>

Simkin, A., et al. (2024). Genetic and agronomic strategies to enhance photosynthesis in crops. *ANNUAL PLANT REVIEWS*. <https://onlinelibrary.wiley.com/doi/full/10.1002/9781119991158.apr0701>

Smith, S. E., & Read, D. (2022). *MYCORRHIZAL SYMBIOSIS* (3rd ed.). Academic Press.

SoilOptix. (n.d.). Smart farming and precision agriculture overview. <https://soiloptix.com/our-blog/creating-a-better-and-more-sustainable-world-with-smart-farming-and-precision-agriculture/>

Tachikawa, M., Matsuo, K., & Ishii, T. (2024). Global regulatory trends in genome editing for agriculture and food. *FRONTIERS IN GENOME EDITING*. <https://pubmed.ncbi.nlm.nih.gov/articles/PMC11375430/>

Tachikawa, M., Matsuo, K., & Ishii, T. (2024). Global regulatory trends in genome editing for agriculture and food. *Frontiers in Genome Editing*. <https://pubmed.ncbi.nlm.nih.gov/articles/PMC11375430/>

Talarico, E. (2024). DNA methylation in plants and its role in stress response. *EPIGENOMES*, 8(3), 30. <https://www.mdpi.com/2075-4655/8/3/30>

Topraq.ai. (n.d.). What are the technologies in smart agriculture? <https://www.topraq.ai/en/what-are-the-technologies-in-smart-agriculture/>

Turner, W., Spector, S., Gardiner, N., Fladeland, M., Sterling, E., & Steininger, M. (2021). Remote sensing for biodiversity science and conservation. *FRONTIERS IN ECOLOGY AND THE ENVIRONMENT*, 19(4), 200–212. <https://esajournals.onlinelibrary.wiley.com/doi/10.1002/fee.2275>

United Nations Educational, Scientific and Cultural Organization. (2023). Policy and capacity building. UNESCO. <https://www.unesco.org/en/articles/policy-and-capacity-building>

United Nations Environment Programme. (2021). MAKING PEACE WITH NATURE. UNEP. <https://www.unep.org/resources/making-peace-nature>

van der Heijden, M. G. A., & Horton, T. R. (2021). Social ecology of mycorrhizal networks. *ANNUAL REVIEW OF ECOLOGY, EVOLUTION, AND SYSTEMATICS*, 52, 513–536. <https://doi.org/10.1146/annurev-ecolsys-012420-043411>

Varshney, R. K., Bohra, A., Yu, J., Graner, A., Zhang, Q., & Sorrells, M. E. (2021). Designing future crops: Genomics-assisted breeding comes of age. *TRENDS IN PLANT SCIENCE*, 26(6), 631–649. [https://www.cell.com/trends/plant-science/fulltext/S1360-1385\(21\)00026-6](https://www.cell.com/trends/plant-science/fulltext/S1360-1385(21)00026-6)

Varshney, R. K., Sinha, P., Singh, V. K., Kumar, A., Zhang, Q., & Bennetzen, J. L. (2021). Toward genomics-assisted breeding for climate-resilient crops. *TRENDS IN PLANT SCIENCE*, 26(5), 482–496. [https://www.cell.com/trends/plant-science/fulltext/S1360-1385\(20\)30306-8](https://www.cell.com/trends/plant-science/fulltext/S1360-1385(20)30306-8)

Venkataraman, S., et al. (2025). Recent developments, challenges and opportunities in crop genome editing. *NATIONAL LIBRARY OF MEDICINE*. <https://pmc.ncbi.nlm.nih.gov/articles/PMC12170646/>

Washburn, J. D., Burch, M. B., & Franco, J. (2020). Predictive breeding for complex traits in plants. *TRENDS IN GENETICS*, 36(8), 568–579. [https://www.cell.com/trends/genetics/fulltext/S0168-9525\(20\)30071-7](https://www.cell.com/trends/genetics/fulltext/S0168-9525(20)30071-7)

Weckwerth, W., Ghatak, A., Bellaire, A., Chaturvedi, P., & Varshney, R. K. (2020). PANOMICS meets germplasm. *TRENDS IN PLANT SCIENCE*, 25(3), 304–316. [https://www.cell.com/trends/plant-science/fulltext/S1360-1385\(19\)30292-6](https://www.cell.com/trends/plant-science/fulltext/S1360-1385(19)30292-6)

Wikipedia. (2025). MYCORRHIZA. <https://en.wikipedia.org/wiki/Mycorrhiza>

Wikipedia. (n.d.). PLANT ROOT EXUDATES. https://en.wikipedia.org/wiki/Plant_root_exudates

Wright, D., et al. (2021). Mycorrhizal enhancement of nutrient uptake and water relations. *Plant Physiology Insights*.

Wu, S. (2025). EPIGENETIC REGULATION AND ITS APPLICATIONS IN PLANTS. Mecenaz Publishing.

Wu, W. (2025). The role of light in regulating plant growth, development, and sugar metabolism in plants. *FRONTIERS IN PLANT SCIENCE*.

<https://www.frontiersin.org/journals/plant-science/articles/10.3389/fpls.2024.1507628/full>

Yusuf, A. A., et al. (2025). Rhizosphere microbiome functions and plant performance. *JOURNAL OF APPLIED MICROBIAL ECOLOGY*. <https://doi.org/10.1128/jame.00001-25>

Zhang, Y. (2023). Plants' response to abiotic stress: Mechanisms and regulatory networks. *PUBMED*. <https://pubmed.ncbi.nlm.nih.gov/37446089/>

Zhang, Y., Massel, K., Godwin, I. D., & Gao, C. (2023). Applications and potential of genome editing in crop improvement. *GENOME BIOLOGY*, 24(1), 1–16. <https://genomebiology.biomedcentral.com/articles/10.1186/s13059-023-02874-0>

Zhao, C., Zhang, Y., Du, J., Guo, X., Wen, W., Gu, S., Wang, J., & Fan, J. (2023). Crop phenomics: Current status and perspectives. *FRONTIERS IN PLANT SCIENCE*. <https://www.frontiersin.org/articles/10.3389/fpls.2023.1152183/full>

Zhao, C., Zhang, Y., Du, J., Guo, X., Wen, W., Gu, S., Wang, J., & Fan, J. (2023). Crop phenomics: Current status and perspectives. *Frontiers in Plant Science*. <https://www.frontiersin.org/articles/10.3389/fpls.2023.1152183/full>

Zhao, L., Tan, M., & Wang, H. (2023). High-throughput phenotyping and machine learning in plant research. *PLANT DATA SCIENCE JOURNAL*, 1(1), 23–39.

Zhu, Z., et al. (2022). Advances in remote sensing for monitoring vegetation and ecosystem change. *FRONTIERS IN REMOTE SENSING*, 2, Article 830345. <https://www.frontiersin.org/articles/10.3389/frsen.2022.830345/full>

Authors



Dr. Sheetal Anup Kalhapure, M.Sc., Ph.D., is an Assistant Professor at Waghire College of Arts, Commerce and Science, Saswad, with over 23 years of teaching experience in Botany. She earned her Ph.D. from Savitribai Phule Pune University, Pune, where her research focused on the ex-situ conservation of medicinal ferns from the Mahabaleshwar region under Pune climatic conditions. Her areas of expertise include plant conservation biology, micropropagation, herbarium preparation and ecological field studies across the Western Ghats. She has actively published and presented research papers at national and international conferences and has participated in numerous academic programs and workshops. She received the Best Teacher Award from Pune Mahanagar Palika in 2018 and is also a recognized Postgraduate teacher, reflecting her strong commitment to teaching, research and environmental conservation.



Dr. Priyanka Anil Gaikwad, M.Sc., Ph.D., NET-JRF, SET, is an Assistant Professor of Botany at Waghire College of Arts, Commerce and Science, Saswad, Tal. Purandar, Dist. Pune. She has a strong interest in plant sciences, education and research and is actively involved in teaching, academic writing and scientific studies in Botany. She completed her Ph.D. from Savitribai Phule Pune University, Pune, with research focused on weed allelopathy. She has presented research papers and participated in several national and international seminars and conferences. Dr. Gaikwad is committed to knowledge dissemination, student mentoring and promoting scientific awareness through education, research and publications.



Mr. Shubham Pradip Thombare is a botanist and plant taxonomist with over eight years of experience in teaching, research and intensive field-based botanical studies. He serves as an Assistant Professor of Botany at Waghire College of Arts, Commerce and Science, Saswad, Pune. He holds a Master's degree in Botany, is MH-SET qualified and is currently pursuing doctoral research on the floristic analysis of grasslands of Indapur Tehsil, Maharashtra, with special reference to dry and semi-arid ecosystems. His academic interests include plant taxonomy, floristics, grassland ecology, cryptogams and biodiversity conservation, along with a keen interest in plant evolution from ecological to molecular levels. Actively involved in conservation initiatives and environmental outreach, he integrates classical field-based systematics with modern evolutionary perspectives, aiming to bridge traditional botanical knowledge with contemporary plant science research.

ISBN: 978-81-986001-5-8



9

788198

600158